




Demolition Tools



10 Samantha Pl Smeaton Grange NSW 2567
PO Box 210 Picton NSW 2571
Phone: (02) 4647 6374
Fax: (02) 4647 6394
Email: info@grangerforge.com.au
Web: www.grangerforge.com.au

Tools Selection

Correct selection of tools is the first step in obtaining maximum life from the product.




Conical Point - for general demolition work where penetrative breaking is required.



Pyramid Points - for use where increased breakout forces are required




X Type Point - for use in soft or high dust operations.



Power Point - tool with hard core for use in very hard and abrasive conditions.



Chisels - as for Points but also where a cutting action is required, eg. trenching and benching
Note: Chisels give higher wear rates and stress levels in the retainer flat areas of the tool.




Grooved Chisel - for use in soft or high dust operations.



Wide Chisels - for increased productivity in softer materials.
Tarmac Cutters - as Wide Chisels but with 90 degree orientation for cutting/trenching.



Rail Guard - for driving in rail guards.



Blunts - for impact breaking, eg. secondary breaking and also scaling in mines and tunnels, etc.



Upset Blunt - Blunt with increased diameter at working end to give increased life and wear resistance.



Rammer Stems & Pads - for compacting loose ground.



Driving Tool - for driving in posts, pipes etc.

Catalogue Numbering System

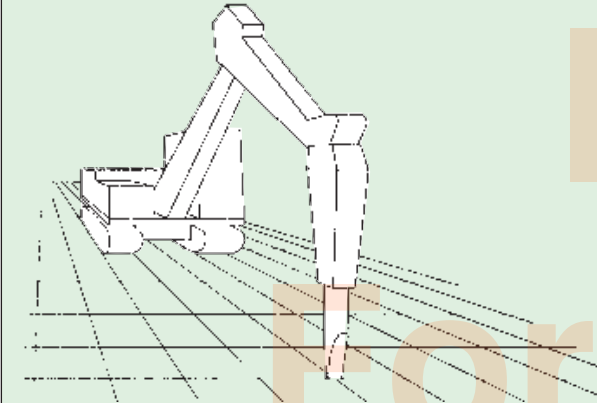
All catalogue numbers start with the letter 'D', followed by a 3 digit number, which is the designation for the hammer type, eg. **D001-0410P**.

The second section defines the tool length and type, eg. **D001-0410P**. The first 4 digits eg. **0410** represent the tool length in millimetres, whilst the working end configuration is defined by a letter:

- | | |
|-----------------------|---|
| 'P' = Point (Conical) | 'WC' = Wide Chisel, followed by blade width, eg. D001-0410WC-120 |
| 'C' = Chisel | 'TC' = Tarmac Cutter (in-line wide chisel) eg. D001-0410TC-120 |
| 'B' = Blunt | |
| 'PP' = Pyramid Point | |
| 'XP' = 'X' point | |
| 'GC' = grooved chisel | |
| 'BU' = blunt upset | |
| 'CT' = Power Point | |

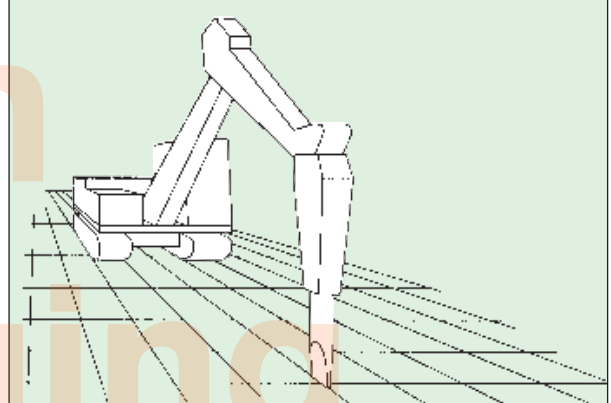
Chisel Orientation

Transverse (East/West) have the blade of the tool transverse to the axis of the carrier boom when mounted.



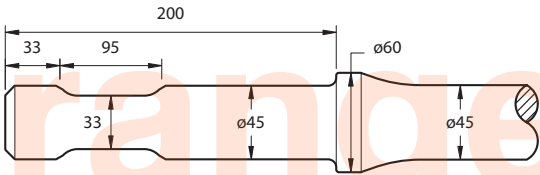
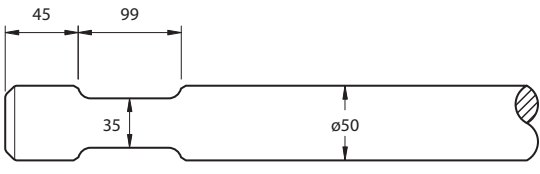
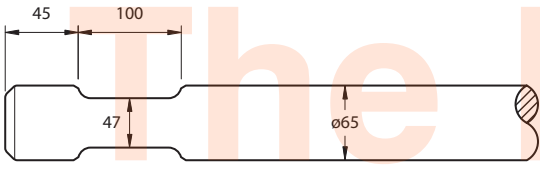
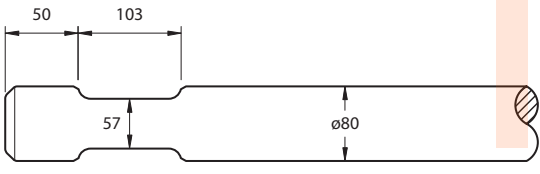
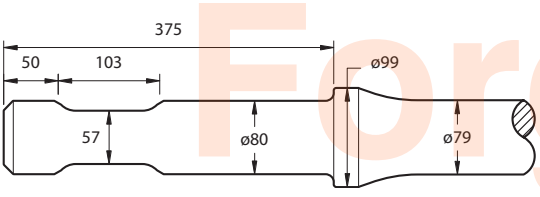
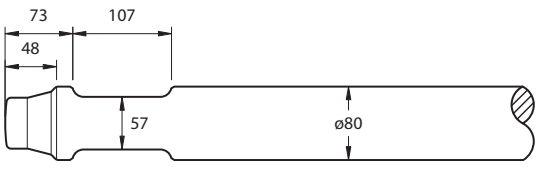
All standard chisels and wide chisels have the blade in the transverse mode.

In-Line (North/South) have the chisel tool blade "In-Line" (parallel) to the axis of the carrier boom.

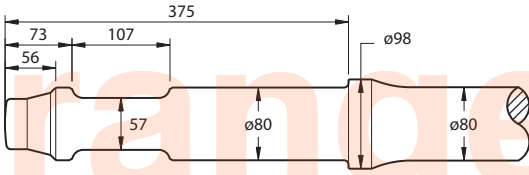
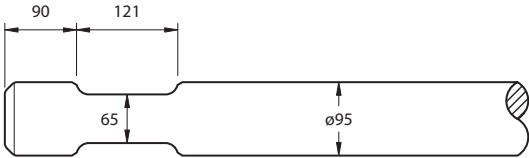

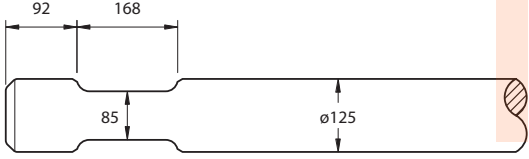




All in-line chisels and tarmac cutters have the blade in the "in-line" mode.

ATLAS COPCO

		TYPE	LENGTH MM	CATALOGUE NUMBER	WEIGHT KGS
7	Atlas Copco SB100 Atlas Copco SBC115, TEX75H / 100H	Point	550	D222-0550P	5
		Chisel	550	D222-0550C	5
					
8	Atlas Copco SB150 Atlas Copco SBC255, TEX110H	Point	550	D230-0550P	7
		Chisel	550	D230-0550C	7
					
9	Atlas Copco SB200 Atlas Copco SBC410, TEX180H	Point	600	D229-0600P	13
		Chisel	600	D229-0600C	13
					
10	Atlas Copco SB300 Atlas Copco SBC610, SBC650	Point	800	D232-0800P	27
		Chisel	800	D232-0800C	27
		Blunt	800	D232-0800B	27
					
11	Atlas Copco SB300 Scaler	Blunt	800	D235-0800B	28
					
12	Atlas Copco Tex 250H	Point	800	D224-0800P	27
		Chisel	800	D224-0800C	27
					

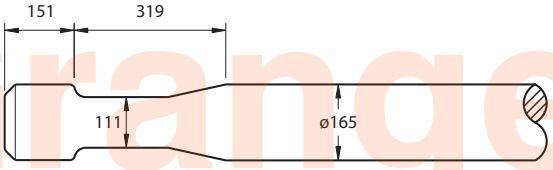
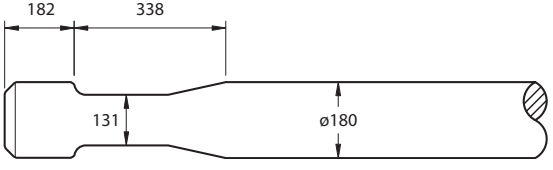
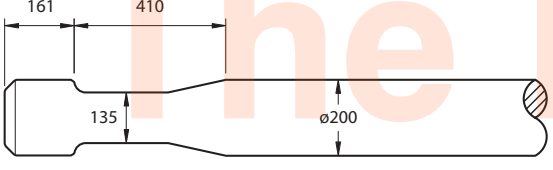
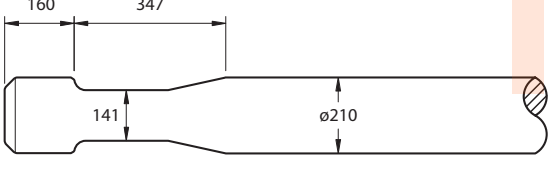
ATLAS COPCO

Figure No.		TYPE	LENGTH MM	CATALOGUE NUMBER	WEIGHT KGS
13	Atlas Copco Tex 250H Scaler 	Blunt	800	D224-0800B	28
14	Atlas Copco SB450 Atlas Copco SBC800/850, Tex 400H 	Point	840	D231-0840P	43
		Chisel	840	D231-0840C	43
		Blunt	840	D231-0840B	43
15	Atlas Copco HBC1100/1700 Atlas Copco Tex 600H, 700H, 900H 	Point	900	D226-0900P	60
		Chisel	900	D226-0900C	60
		Blunt	900	D226-0900B	60
16	Atlas Copco HBC2500 Atlas Copco Tex 1400H 	Point	1000	D227-1000P	95
		Chisel	1000	D227-1000C	95
		Blunt	1000	D227-1000B	95
17	Atlas Copco HBC4000 Atlas Copco Tex 1800H/2000H 	Point	1100	D228-1100P	119
		Chisel	1100	D228-1100C	119
		Blunt	1100	D228-1100B	119
18	Atlas Copco HBC6000 	Point	1500	D234-1500P	245
		Chisel	1500	D234-1500P	245
		Blunt	1500	D234-1500B	245

ATLAS COPCO

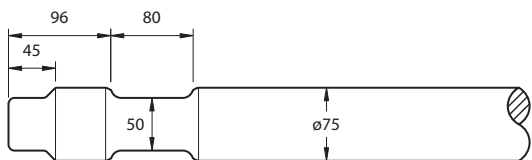
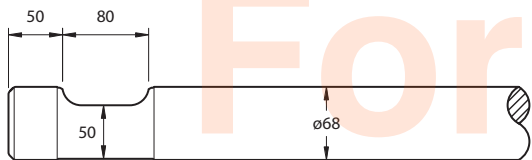
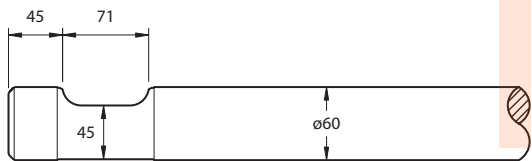
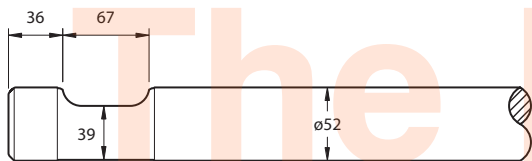
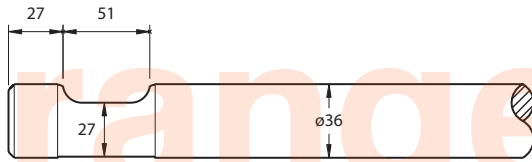
Figure No.		TYPE	LENGTH MM	CATALOGUE NUMBER	WEIGHT KGS
19	Atlas Copco MB500 Krupp HM350	Point	900	D051-0900P	36
		Chisel	900	D051-0900C	36
20	Atlas Copco MB700/MB800 Krupp HM580, Chicago Pneumatic CP750	Point	1000	D058-1000P	55
		Chisel	1000	D058-1000C	55
21	Atlas Copco MB1000 Krupp HM680	Point	1050	D067-1050P	61
		Chisel	1050	D067-1050C	61
		Blunt	1050	D060-1050B	61
22	Atlas Copco MB1200 Krupp HM780	Point	1150	D059-1150P	94
		Chisel	1150	D059-1150C	94
		Blunt	1150	D059-1150B	94
23	Atlas Copco MB1700 Krupp HM1000	Point	1200	D053-1200P	137
		Chisel	1200	D053-1200C	137
		Blunt	1200	D053-1200B	137
24	Atlas Copco HB2200 Krupp HM1500, Chicago Pneumatic CP2250	Point	1300	D055-1300P	178
		Chisel	1300	D055-1300C	178
		Blunt	1300	D055-1300B	178

ATLAS COPCO

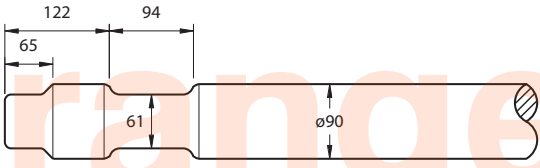
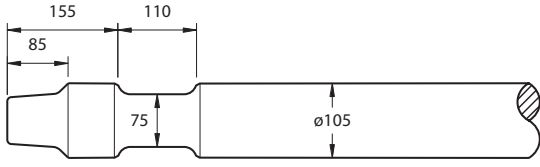
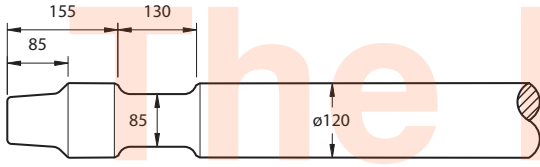
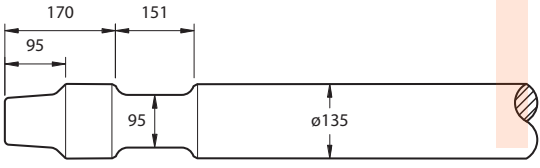
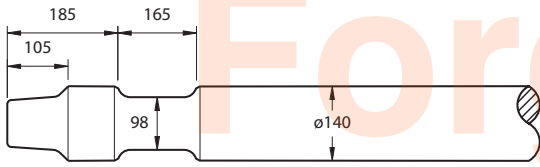
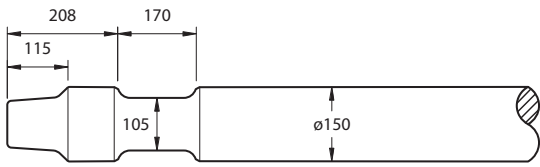
Figure No.		TYPE	LENGTH MM	CATALOGUE NUMBER	WEIGHT KGS
25	Atlas Copco HB3000 Krupp HM2300, Chicago Pneumatic CP3050 	Point	1500	D060-1500P	223
		Chisel	1500	D060-1500C	223
		Blunt	1500	D060-1500B	223
26	Atlas Copco HB4200 Krupp HM2600, Chicago Pneumatic CP4250 	Point	1500	D057-1500P	300
		Chisel	1500	D057-1500C	300
		Blunt	1500	D057-1500B	300
27	Atlas Copco HB5800 Krupp HM3000 	Point	1700	D066-1700P	405
		Chisel	1700	D066-1700C	405
		Blunt	1700	D066-1700B	405
28	Atlas Copco HB7000 Krupp HM4000 	Point	1800	D052-1800P	458
		Chisel	1800	D052-1800C	458
		Blunt	1800	D052-1800B	458

FURUKAWA

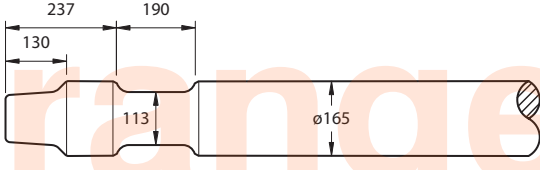
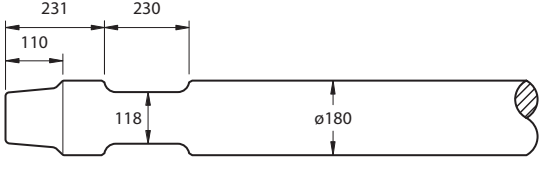
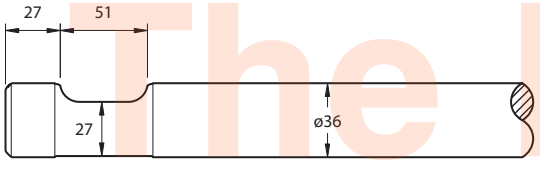
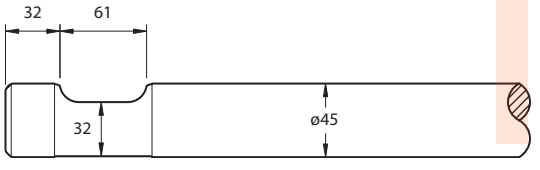
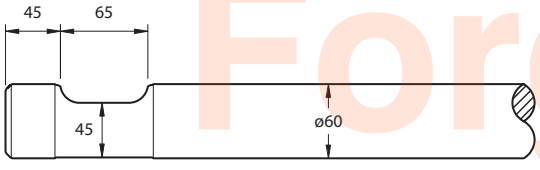
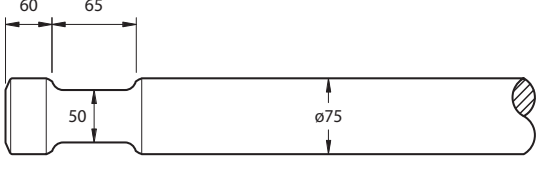
Figure No.		TYPE	LENGTH MM	CATALOGUE NUMBER	WEIGHT KGS
29	Furukawa F1/HB1G	Point	400	D138-0400P	2
		Chisel	400	D138-0400C	2
30	Furukawa F2/HB2G	Point	450	D139-0450P	3
		Chisel	450	D139-0450C	3
31	Furukawa F3	Point	525	D140-0525P	5
		Chisel	525	D140-0525C	5
32	Furukawa F4	Point	560	D160-0560P	12
		Chisel	560	D160-0560C	12
33	Furukawa F5	Point	600	D161-0600P	15
		Chisel	600	D161-0600C	15
34	Furukawa F6	Point	730	D162-0730P	21
		Chisel	730	D162-0730C	21



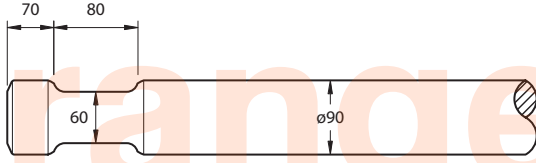
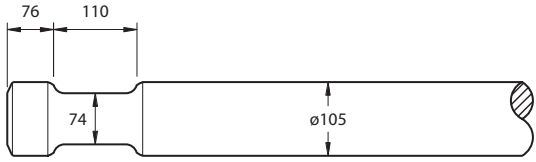
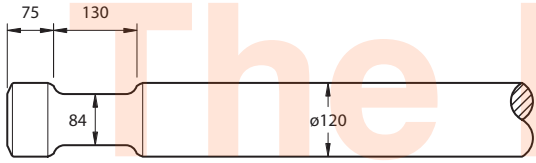

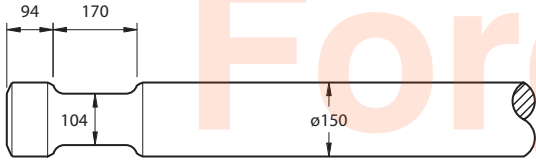
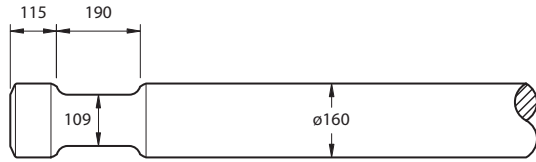
FURUKAWA

Figure No.		TYPE	LENGTH MM	CATALOGUE NUMBER	WEIGHT KGS
35	Furukawa F9 	Point	850	D163-0850P	34
		Chisel	850	D163-0850C	34
36	Furukawa F12 	Point	1100	D164-1100P	72
		Chisel	1100	D164-1100C	72
		Blunt	1100	D164-1100B	72
37	Furukawa F19 	Point	1200	D165-1200P	97
		Chisel	1200	D165-1200C	97
		Blunt	1200	D165-1200B	97
38	Furukawa F22 	Point	1250	D166-1250P	125
		Chisel	1250	D166-1250C	125
		Blunt	1250	D166-1250B	125
39	Furukawa F27 	Point	1300	D167-1300P	136
		Chisel	1300	D167-1300C	136
		Blunt	1300	D167-1300B	136
40	Furukawa F35 	Point	1400	D168-1400P	192
		Chisel	1400	D168-1400C	192
		Blunt	1400	D168-1400B	192

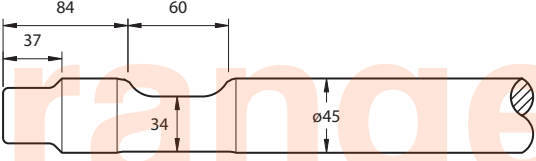
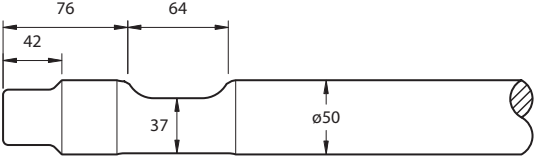
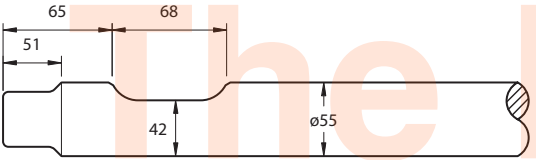
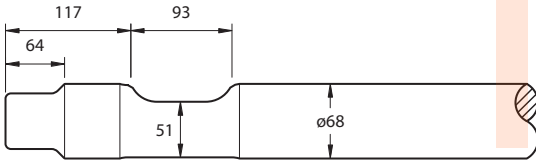
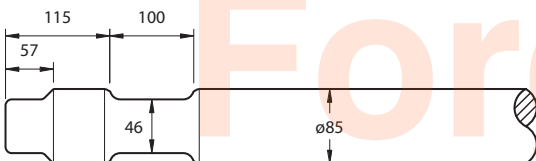
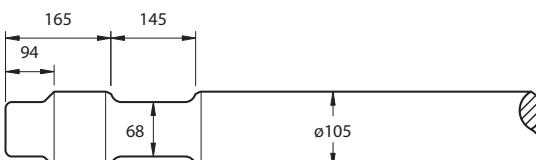
FURUKAWA

Figure No.		TYPE	LENGTH MM	CATALOGUE NUMBER	WEIGHT KGS
41	Furukawa F45 	Point	1500	D169-1500P	231
		Chisel	1500	D169-1500C	231
		Blunt	1500	D169-1500B	231
42	Furukawa F70 	Point	1600	D670-1600P	270
		Chisel	1600	D670-1600C	270
		Blunt	1600	D670-1600B	270
43	Furukawa HB1G/ F1 	Point	400	D138-0400P	3
		Chisel	400	D138-0400C	3
44	Furukawa HB2G/F2 	Point	450	D139-0400P	5
		Chisel	450	D139-0400C	5
45	Furukawa HB3G 	Point	560	D142-0560P	12
		Chisel	560	D142-0560C	12
46	Furukawa HB5G 	Point	640	D144-0640P	19
		Chisel	640	D144-0640C	19

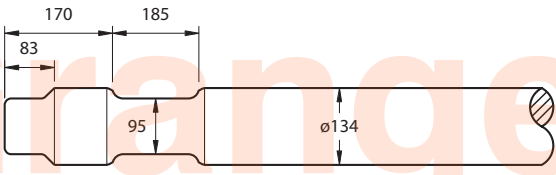
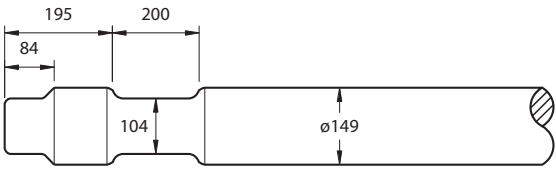
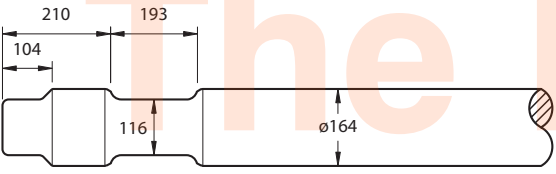
FURUKAWA

Figure No.		TYPE	LENGTH MM	CATALOGUE NUMBER	WEIGHT KGS
47		Point	750	D146-0750P	30
		Chisel	750	D146-0750C	30
48		Point	1000	D148-1000P	65
		Chisel	1000	D148-1000C	65
49		Point	1100	D149-1100P	90
		Chisel	1100	D149-1100C	90
50		Point	1200	D151-1200P	125
		Chisel	1200	D151-1200C	125
51		Point	1300	D154-1300P	165
		Chisel	1300	D154-1300C	165
52		Point	1400	D155-1400P	200
		Chisel	1400	D155-1400C	200

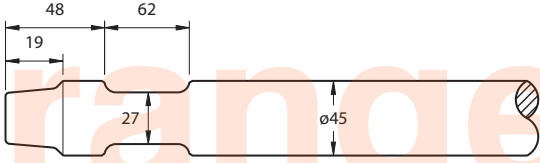
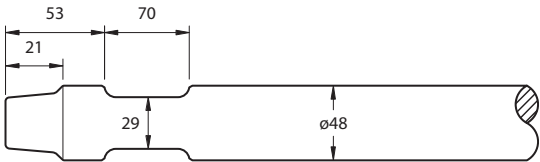
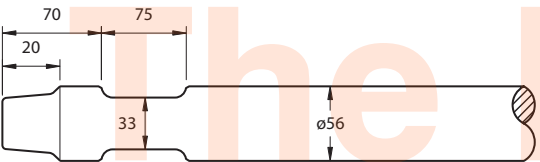
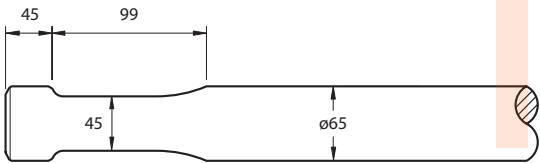
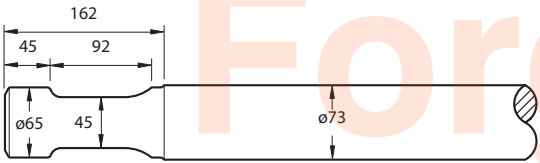
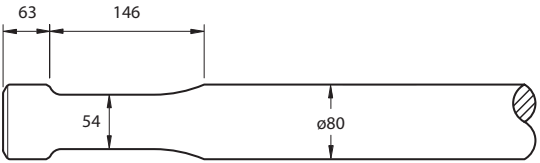
HANWOO

Figure No.		TYPE	LENGTH MM	CATALOGUE NUMBER	WEIGHT KGS
53	Hanwoo RHB 301-V 	Point	480	D550-0480P	5
		Chisel	480	D550-0480C	5
54	Hanwoo RHB 302/303-V 	Point	490	D551-0490P	6
		Chisel	490	D551-0490C	6
55	Hanwoo RHB 303 	Point	500	D552-0500P	8
		Chisel	500	D552-0500C	8
56	Hanwoo RHB 305-V 	Point	760	D553-0760P	19
		Chisel	760	D553-0760C	19
57	Hanwoo RHB 308-2/309 	Point	900	D564-0900P	36
		Chisel	900	D564-0900C	36
58	Hanwoo RHB 313-V 	Point	1050	D555-1050P	61
		Chisel	1050	D555-1050C	61

HANWOO

Figure No.		TYPE	LENGTH MM	CATALOGUE NUMBER	WEIGHT KGS
59	Hanwoo RHB 322-2/325 	Point	1200	D556-1200P	116
		Chisel	1200	D556-1200C	116
		Blunt	1050	D556-1050B	104
60	Hanwoo RHB 328-2/330 	Point	1450	D557-1450P	180
		Chisel	1450	D557-1450C	180
		Blunt	1300	D557-1300B	164
61	Hanwoo RHB340 	Point	1450	D559-1450P	215
		Chisel	1450	D559-1450C	215
		Blunt	1300	D559-1300B	195

INDECO

Figure No.		TYPE	LENGTH MM	CATALOGUE NUMBER	WEIGHT KGS
62	Indeco HP150 Indeco UP121/150P, MES121/150, Euroram RM45	Point	440	D186-0440P	4
		Chisel	440	D186-0440C	4
					
63	Indeco HP200 Indeco UP181/200P, MES180/181/200, Euroram RM48	Point	550	D171-0550P	6
		Chisel	550	D171-0550C	6
					
64	Indeco HP350 Indeco UP301/350P/351P, MES 300/301/350/351, Euroram RM56	Point	600	D173-0600P	10
		Chisel	600	D173-0600C	10
					
65	Indeco HP500 Indeco HB5, UP462/521/550P, MES 452/462/521/550, Euroram RM65	Point	650	D174-0650P	15
		Chisel	650	D174-0650C	15
					
66	Indeco HP600 Indeco UP553, MES 553, Euroram RM75	Point	680	D190-0680P	19
		Chisel	680	D190-0680C	19
					
67	Indeco HB8 Euroram RM80	Point	700	D175-0700P	24
		Chisel	700	D175-0700C	24
					

INDECO

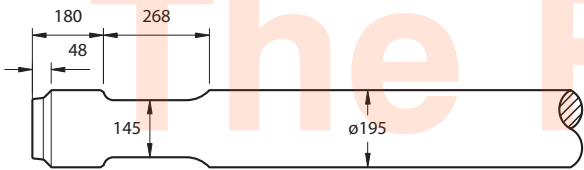
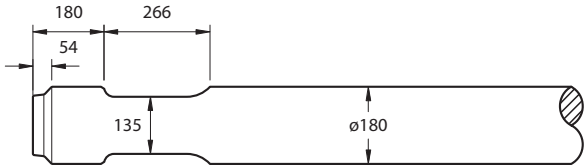
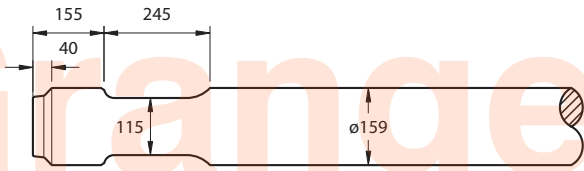
Figure No.		TYPE	LENGTH MM	CATALOGUE NUMBER	WEIGHT KGS
68	Indeco HP700 Indeco UP621/650P, MES 601/621/650	Point	650	D177-0650P	24
		Chisel	650	D177-0650C	24
69	Indeco HP900 Indeco UP900	Point	700	D192-0700P	30
		Chisel	700	D192-0700C	30
70	Indeco HP1200 Indeco HB12, UP1200, MES 1200, Euroram RM85/90	Point	800	D176-0800P	33
		Chisel	800	D176-0800C	33
71	Indeco HP1500 Indeco HB19, UP1500, MES 1500, Euroram RM110	Point	900	D178-0900P	55
		Chisel	900	D178-0900C	55
		Blunt	800	D178-0800B	49
72	Indeco HP1800 Indeco UP1750, MES 1750/1800, Euroram RM115	Point	1000	D008-1000P	75
		Chisel	1000	D008-1000C	75
		Blunt	900	D008-0900B	68
73	Indeco HP2000 Indeco HB27, UP2000, MES 2000, Euroram RM120	Point	1000	D181-1000P	87
		Chisel	1000	D181-1000C	87
		Blunt	900	D181-0900B	78

INDECO

Figure No.		TYPE	LENGTH MM	CATALOGUE NUMBER	WEIGHT KGS
74	Indeco HP2500 Indeco UP2500, MES 2500, Euroram RM130	Point	1050	D180-1050P	101
		Chisel	1050	D180-1050C	101
		Blunt	950	D180-0950B	91
75	Indeco HP3000 Indeco UP3000, MES 3000, Euroram RM140	Point	1100	D185-1100P	115
		Chisel	1100	D185-1100C	115
		Blunt	1000	D185-1000B	115
76	Indeco HP3500 Indeco UP3500, MES 3500, Euroram RM145	Point	1170	D182-1170P	130
		Chisel	1170	D182-1170C	130
		Blunt	1070	D182-1070B	119
77	Indeco HP4000 Indeco UP4000, MES 4000, Euroram RM150	Point	1250	D191-1250P	172
		Chisel	1250	D191-1250C	172
		Blunt	1150	D191-1150B	158

INDECO

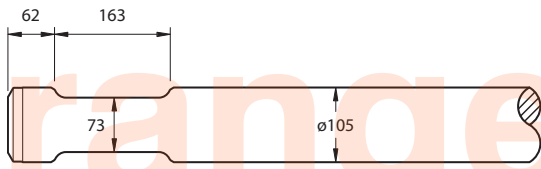
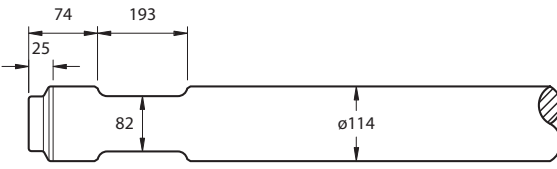
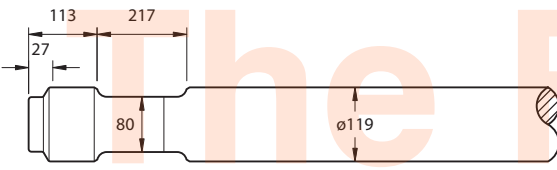
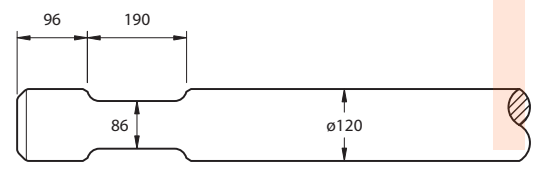
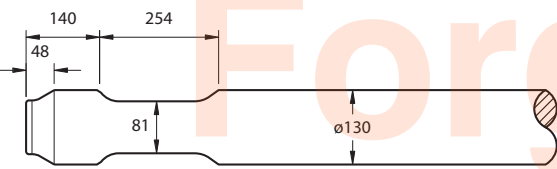
Figure No.		TYPE	LENGTH MM	CATALOGUE NUMBER	WEIGHT KGS
78	Indeco HP5000 Indeco UP5000, MES 5000, Euroram RM160	Point	1320	D183-1320P	203
		Chisel	1320	D183-1320C	203
		Blunt	1170	D183-1170B	180
79	Indeco HP7000 Indeco UP7000, MES 7000, Euroram RM180	Point	1450	D187-1450P	290
		Chisel	1450	D187-1450C	290
		Blunt	1300	D187-1300B	260
80	Indeco HP9000 Indeco UP8500, MES 8500, Euroram RM195	Point	1530	D188-1530P	360
		Chisel	1530	D188-1530C	360
		Blunt	1380	D188-1380B	325



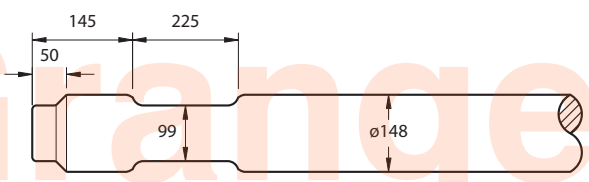
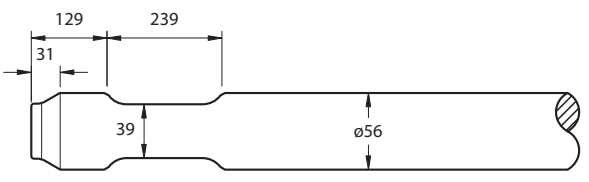
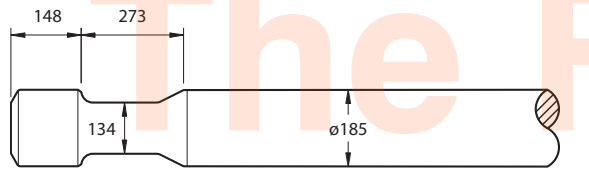
ITALDEM

Figure No.		TYPE	LENGTH MM	CATALOGUE NUMBER	WEIGHT KGS
81	Italdem GK 85/86 Star SH91	Point	450	D400-0450P	4
		Chisel	450	D400-0450C	4
82	Italdem GK 160/161 Star SH151	Point	500	D401-0500P	8
		Chisel	500	D401-0500C	8
83	Italdem GK 211 Star SH200	Point	620	D411-0620P	15
		Chisel	620	D411-0620C	15
84	Italdem GK 290/291 Star SH281	Point	660	D403-0660P	23
		Chisel	660	D403-0660C	23
85	Italdem GK 360/361	Point	700	D404-0700P	28
		Chisel	700	D404-0700C	28

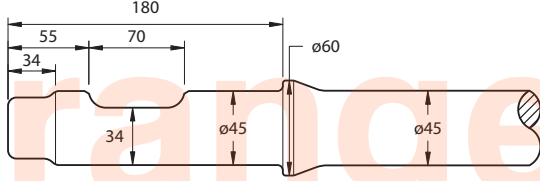
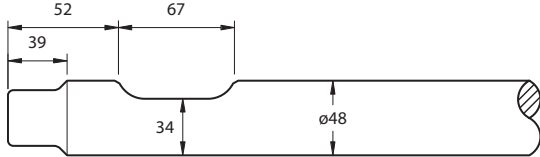
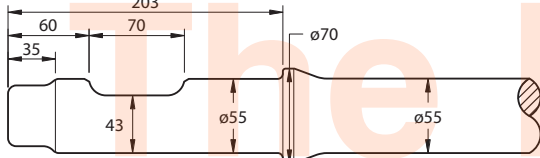
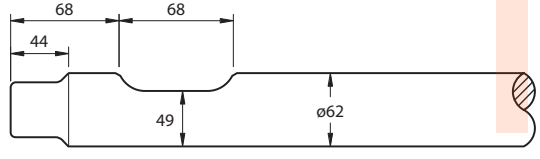
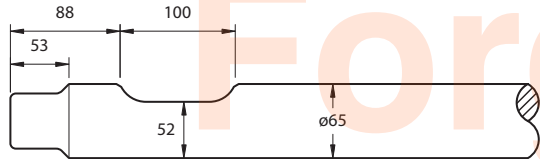
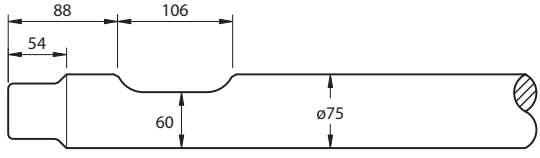
ITALDEM

Figure No.		TYPE	LENGTH MM	CATALOGUE NUMBER	WEIGHT KGS
86	Italdem GK 600/610 Star SH561 	Point	900	D405-0900P	60
		Chisel	900	D405-0900C	60
87	Italdem GK 950/960 Star SH991 	Point	1050	D406-1050P	79
		Chisel	1050	D406-1050C	79
		Blunt	950	D406-0950B	72
88	Italdem GK 1350 	Point	1100	D407-1100P	90
		Chisel	1100	D407-1100C	90
		Blunt	1000	D407-1000B	82
89	Italdem GK 1351S Star SH1402 	Point	1150	D412-1150P	94
		Chisel	1150	D412-1150C	94
		Blunt	1050	D412-1050B	86
90	Italdem GK 1600 	Point	1200	D408-1200P	113
		Chisel	1200	D408-1200C	113
		Blunt	1100	D408-1100B	104

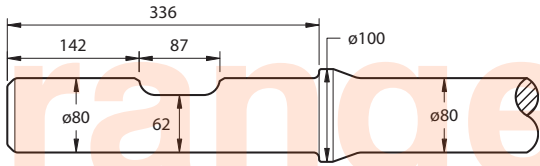
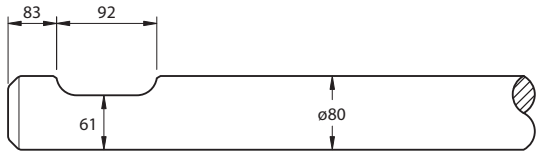
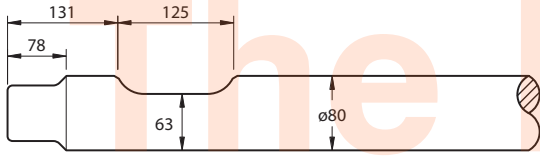
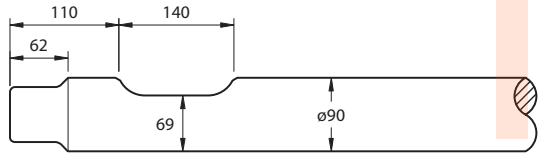
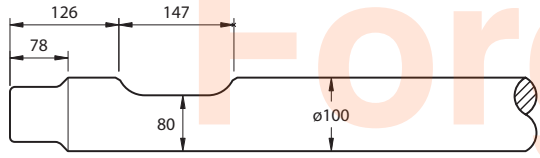
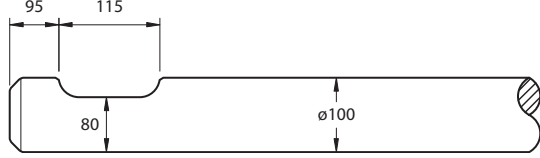
ITALDEM

Figure No.		TYPE	LENGTH MM	CATALOGUE NUMBER	WEIGHT KGS
91	Italdem GK 2400 	Point	1350	D409-1350P	185
		Chisel	1350	D409-1350C	185
		Blunt	1200	D409-1200B	165
92	Italdem GK 3400/3500 	Point	1450	D410-1450P	238
		Chisel	1450	D410-1450C	238
		Blunt	1300	D410-1300B	214
93	Italdem GK 3800 	Point	1350	D413-1350P	285
		Chisel	1350	D413-1350C	285
		Blunt	1300	D413-1250B	265

KRUPP

Figure No.		TYPE	LENGTH MM	CATALOGUE NUMBER	WEIGHT KGS
94	Krupp HM50/55 	Point	580	D031-0580P	5
		Chisel	580	D031-0580C	5
95	Krupp HM60V 	Point	500	D054-0500P	6
		Chisel	500	D054-0500C	6
96	Krupp HM60/75 	Point	600	D032-0600P	9
		Chisel	600	D032-0600C	9
97	Krupp HM85/90/90V 	Point	600	D033-0600P	14
		Chisel	600	D033-0600C	14
98	Krupp HM130/140V 	Point	780	D035-0780P	18
		Chisel	780	D035-0780C	18
99	Krupp HM185/190V 	Point	800	D036-0800P	24
		Chisel	800	D036-0800C	24

KRUPP

Figure No.		TYPE	LENGTH MM	CATALOGUE NUMBER	WEIGHT KGS
100	Krupp HM200	Point	835	D037-0835P	29
		Chisel	835	D037-0835C	29
					
101	Krupp HM220/230 Krupp AT220, Chicago Pneumatic CP400/550, Berco BB80	Point	900	D061-0900P	29
		Chisel	900	D061-0900C	29
					
102	Krupp HM300/301/305	Point	900	D038-0900P	30
		Chisel	900	D038-0900C	30
					
103	Krupp HM350/350V Atlas Copco MB500	Point	900	D051-0900P	36
		Chisel	900	D051-0900C	36
					
104	Krupp HM550/560V	Point	1000	D040-1000P	55
		Chisel	1000	D040-1000C	55
					
105	Krupp HM580 Atlas Copco MB800, Chicago Pneumatic CP750	Point	1000	D058-1000P	55
		Chisel	1000	D058-1000C	55
					

KRUPP

Figure No.		TYPE	LENGTH MM	CATALOGUE NUMBER	WEIGHT KGS
106	Krupp HM600/601	Point	1000	D041-1000P	56
		Chisel	1000	D041-1000C	56
107	Krupp HM700/701/702/705	Point	1150	D042-1150P	86
		Chisel	1150	D042-1150C	86
		Blunt	1050	D042-1050B	79
108	Krupp HM710/720 Chicago Pneumatic CP1150	Point	1080	D043-1080P	82
		Chisel	1080	D043-1080C	82
		Blunt	1000	D043-1000B	76
109	Krupp HM780 Atlas Copco MB1200	Point	1150	D059-1150P	94
		Chisel	1150	D059-1150C	94
		Blunt	1050	D059-1050B	86
		Blunt	1150	D059-1150B	94
110	Krupp HM950/960 Chicago Pneumatic CP1550	Point	1080	D046-1080P	110
		Point	1350	D046-1350P	137
		Chisel	1080	D046-1080C	110
		Chisel	1350	D046-1350C	137
		Blunt	1080	D046-1080B	110
		Blunt	1080	D046-1080B	110
111	Krupp HM1000 Atlas Copco MB1700	Point	1200	D053-1200P	137
		Chisel	1200	D053-1200C	137
		Blunt	1100	D053-1100B	126

KRUPP

TYPE LENGTH
MM CATALOGUE
NUMBER WEIGHT
KGS

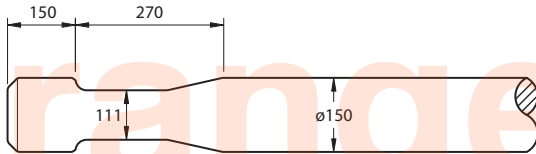
Figure
No.

112

Krupp HM1500MV

Atlas Copco HB2200, Chicago Pneumatic CP2250

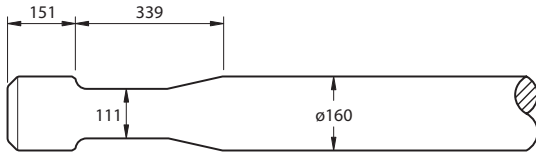
Point 1300 D055-1300P 178
Chisel 1300 D055-1300C 178
Blunt 1150 D055-1150B 158



113

Krupp HM2000MV

Point 1400 D056-1400P 220
Chisel 1400 D056-1400C 220
Blunt 1250 D056-1250B 197

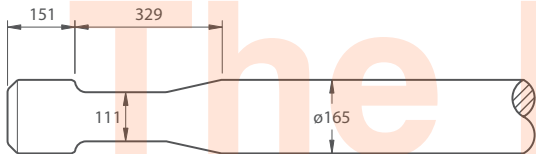


114

Krupp HM2100/2300

Atlas Copco HB3000, Chicago Pneumatic CP3050

Point 1500 D060-1500P 223
Chisel 1500 D060-1500C 223
Blunt 1350 D060-1350B 201

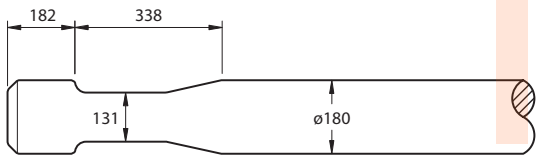


115

Krupp HM2500/2600MV

Atlas Copco HB4200, Chicago Pneumatic CP4250

Point 1500 D057-1500P 300
Chisel 1500 D057-1500C 300
Blunt 1350 D057-1350B 270

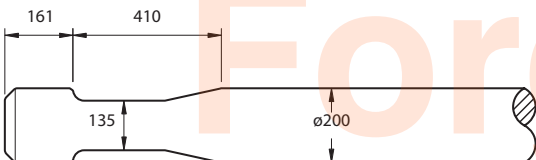


116

Krupp HM3000

Atlas Copco HB5800

Point 1700 D066-1700P 405
Chisel 1700 D066-1700C 405
Blunt 1500 D066-1500B 358

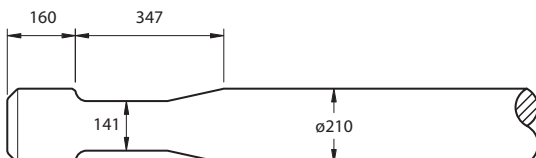


117

Krupp HM4000

Atlas Copco HB7000

Point 1800 D052-1800P 458
Chisel 1800 D052-1800C 458
Blunt 1600 D052-1600B 408



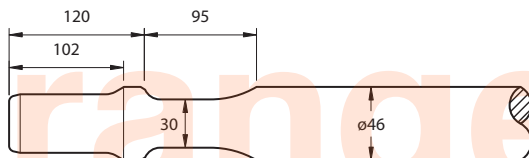
MONTABERT

TYPE LENGTH
MM CATALOGUE
NUMBER WEIGHT
KGS

Figure
No.

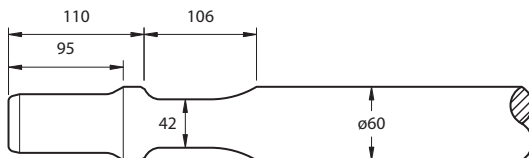
118 Montabert BRH40

Idromeccanica IMI85, Italdem K80, OCM 8, Omal 80, OMD 8, Promove PMV90/P3SH, Star SH40



Point	500	D002-0500P	5
Point	700	D002-0700P	7
Chisel	500	D002-0500C	5
Chisel	700	D002-0700C	7

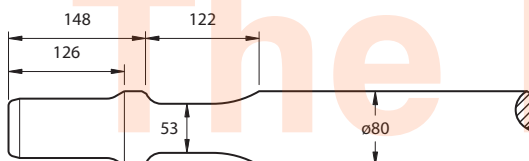
119 Montabert BRH76/91



Point	550	D005-0550P	11
Chisel	550	D005-0550C	11

120 Montabert BRH125

Idromeccanica IMI260, Italdem K270, OCM 25, Omal 270, OMD 30, Promove PMV290/390/P12SH, Star SH280



Point	650	D006-0650P	21
Point	760	D006-0760P	24
Point	950	D006-0950P	30
Chisel	650	D006-0650C	21
Chisel	760	D006-0760C	24
Chisel	950	D006-0950C	30

121 Montabert BRH250/270

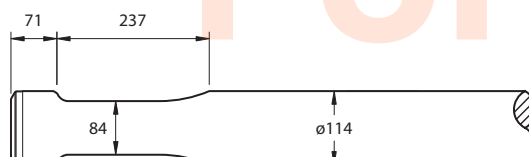
Idromeccanica IMI600, Italdem K550, OCM 55, Omal 500, OMD 50, Promove PMV690/P16SH, Star SH560



Point	850	D007-0850P	43
Point	1000	D007-1000P	52
Chisel	850	D007-0850C	43
Chisel	1000	D007-1000C	52

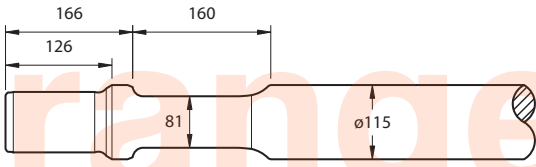
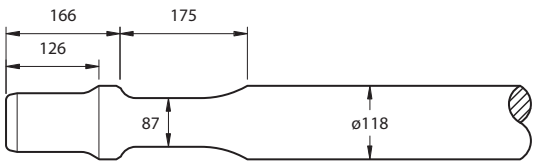
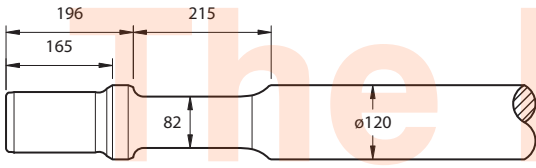
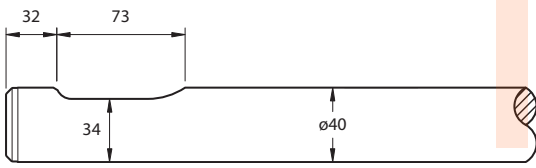
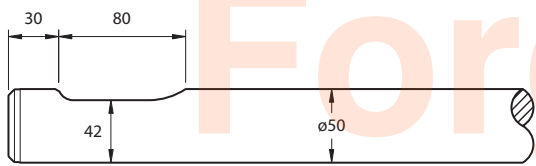
122 Montabert BRH501/570

Idromeccanica IMI1000, Indeco MES1750, Italdem K1000, OCM 100, Omal 1000, OMD 100, Promove PMV 1000/P23SH, Star SH990

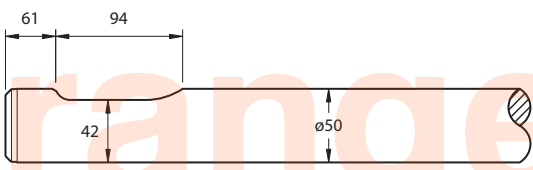
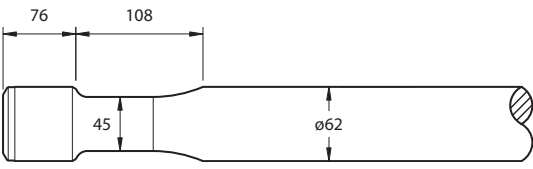
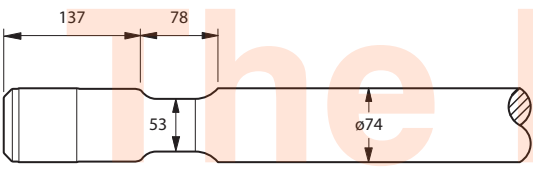
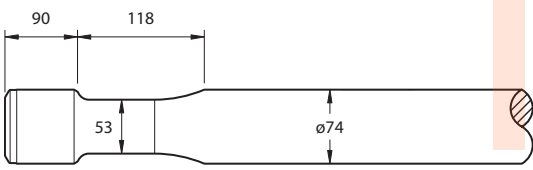
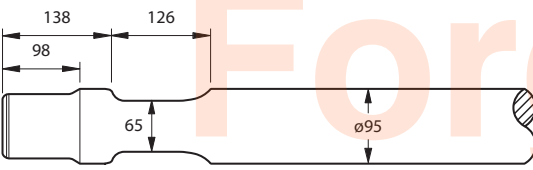
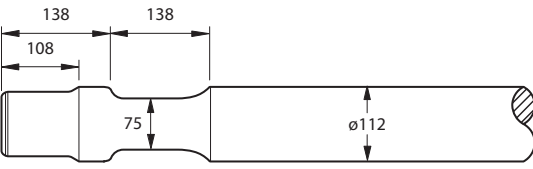


Point	1000	D008-1000P	76
Point	1300	D008-1300P	95
Chisel	1000	D008-1000C	76
Chisel	1300	D008-1300C	95
Blunt	1000	D008-1000B	76

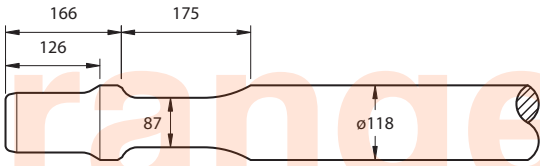
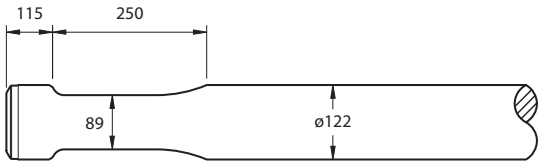
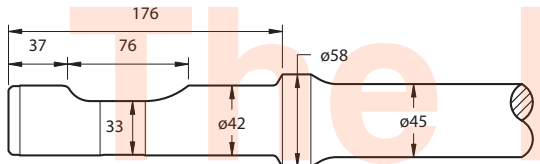
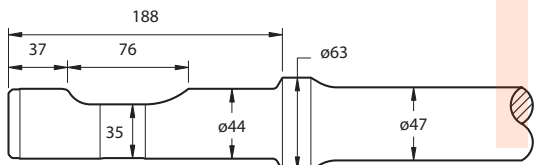
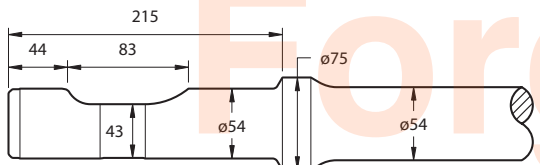
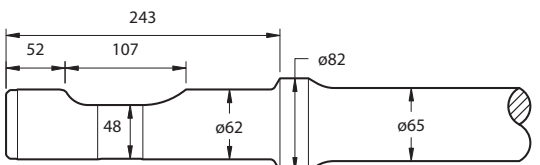
MONTABERT

Figure No.		TYPE	LENGTH MM	CATALOGUE NUMBER	WEIGHT KGS
123	Montabert BRH620 	Point	1000	D009-1000P	75
		Chisel	1000	D009-1000C	75
124	Montabert BRH625/900 Italdem K1030, Promove P22, Star SH1200 	Point	1000	D010-1000P	78
		Point	1150	D010-1150P	89
		Chisel	1000	D010-1000C	78
		Chisel	1150	D010-1150C	89
		Blunt	1000	D010-1000B	78
125	Montabert BRH750 Italdem K1300, OCM130, Promove PMV1390/P27SH, Star SH1400 	Point	1100	D011-1100P	93
		Chisel	1100	D011-1100C	93
		Blunt	1000	D011-1000B	85
126	Montabert 30 Bobcat B300 	Point	410	D001-0410P	3
		Chisel	410	D001-0410C	3
127	Montabert 50/50SMS Bobcat B500 	Point	430	D003-0430P	6
		Point	630	D003-0630P	8
		Chisel	430	D003-0430C	6
		Chisel	630	D003-0630C	8

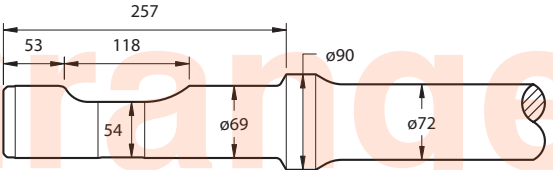
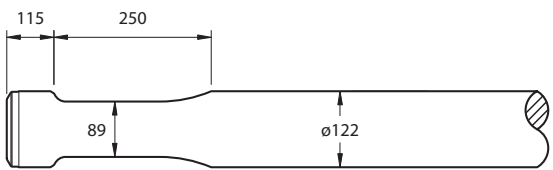
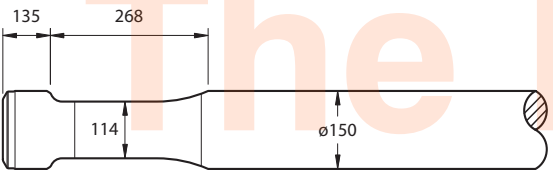
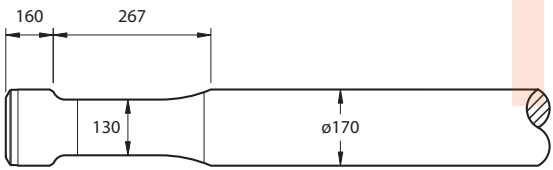
MONTABERT

Figure No.		TYPE	LENGTH MM	CATALOGUE NUMBER	WEIGHT KGS
128	Montabert 70/70SMS Bobcat B700 	Point	510	D004-0510P	7
		Point	710	D004-0710P	9
		Chisel	510	D004-0510C	7
		Chisel	710	D004-0710C	9
129	Montabert 85/85SMS/90/90SMS Bobcat B850/B950 	Point	620	D020-0620P	12
		Chisel	620	D020-0620C	12
130	Montabert 125SX 	Point	750	D018-0750P	22
		Chisel	750	D018-0750C	22
131	Montabert 140/140SMS/150/150SMS 	Point	740	D019-0740P	22
		Point	950	D019-0950P	28
		Chisel	740	D019-0740C	22
		Chisel	950	D019-0950C	28
132	Montabert 300/300MS 	Point	850	D029-0850P	43
		Chisel	850	D029-0850C	43
133	Montabert 700/700SMS 	Point	1000	D027-1000P	70
		Chisel	1000	D027-1000C	70

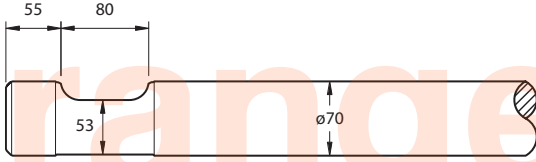

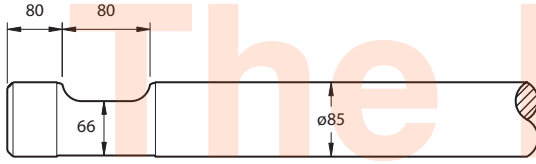
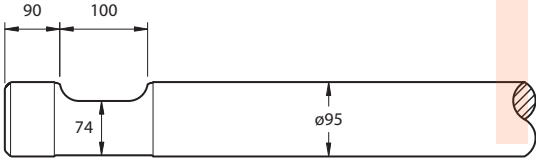
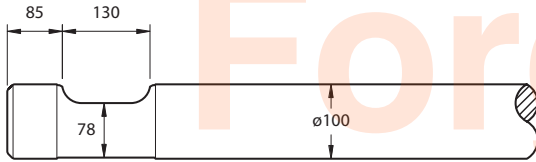
MONTABERT

Figure No.		TYPE	LENGTH MM	CATALOGUE NUMBER	WEIGHT KGS
134	Montabert 900/900MS/BRH625 	Point	1000	D010-1000P	78
		Point	1150	D010-1150P	89
		Chisel	1000	D010-1000C	78
		Chisel	1150	D010-1150C	89
		Blunt	1000	D010-1000B	78
135	Montabert V1200/V1200MS/V32/V32MS 	Point	1100	D012-1100P	100
		Point	1300	D012-1300P	118
		Chisel	1100	D012-1100C	100
		Chisel	1300	D012-1300C	118
		Blunt	1100	D012-1100B	100
136	Montabert Silver Clip 08 (SC08) 	Point	455	D707-0455P	4
		Chisel	455	D707-0475C	4
		Pyramid Pt	455	D707-0455PP	4
137	Montabert Silver Clip 12 (SC12) Bobcat 580 	Point	475	D700-0475P	5
		Chisel	475	D700-0475C	5
		Pyramid Pt	475	D700-0475PP	5
138	Montabert Silver Clip 16 (SC16) Bobcat 680 	Point	550	D703-0550P	9
		Chisel	550	D703-0550C	9
		Pyramid Pt	550	D703-0550PP	9
139	Montabert Silver Clip 22 (SC22) Bobcat 880 	Point	580	D704-0580P	13
		Chisel	580	D704-0580C	13
		Pyramid Pt	580	D704-0580PP	13

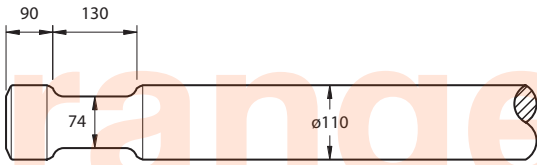
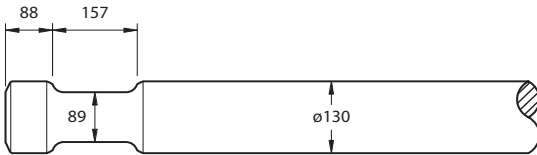
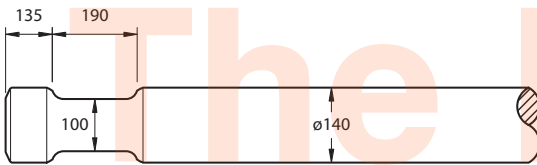
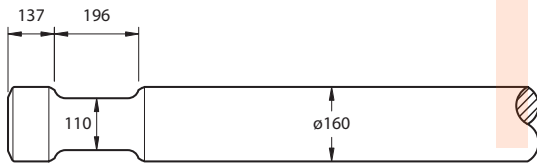

MONTABERT

Figure No.		TYPE	LENGTH MM	CATALOGUE NUMBER	WEIGHT KGS
140	Montabert Silver Clip 28 (SC28) Bobcat 980 	Point	620	D705-0620P	18
		Chisel	620	D705-0620C	18
		Pyramid Pt	620	D705-0620PP	18
141	Montabert V32/V32MS/V1200/V1600 	Point	1100	D012-1100P	100
		Point	1300	D012-1300P	118
		Chisel	1100	D012-1100C	100
		Chisel	1300	D012-1300C	118
		Blunt	1100	D012-1100B	100
142	Montabert V43 	Point	1250	D014-1250P	172
		Chisel	1250	D014-1250C	172
		Blunt	1100	D014-1100B	152
143	Montabert V53 	Point	1400	D016-1400P	230
		Chisel	1400	D016-1400C	230
		Blunt	1250	D016-1250B	206

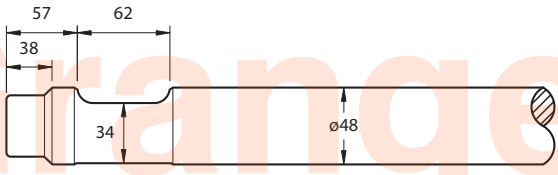
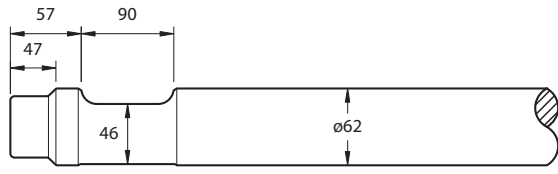
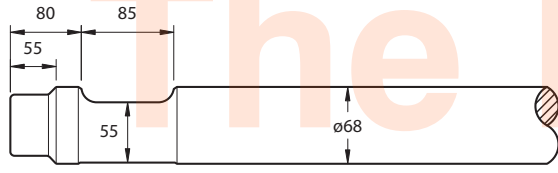
MSB

Figure No.		TYPE	LENGTH MM	CATALOGUE NUMBER	WEIGHT KGS
144	MSB MS200 Wimmer W-220 	Point	680	D501-0680P	20
		Chisel	680	D501-0680C	20
145	MSB MS250 	Point	700	D502-0700P	21
		Chisel	700	D502-0700C	21
146	MSB MS300 Wimmer W-330 	Point	790	D503-0790P	28
		Chisel	790	D503-0790C	28
147	MSB MS400 Wimmer W-440 	Point	920	D504-0920P	48
		Chisel	920	D504-0920C	48
148	MSB MS450 	Point	920	D517-0920P	52
		Chisel	920	D517-0920C	52

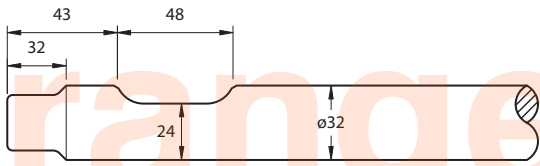
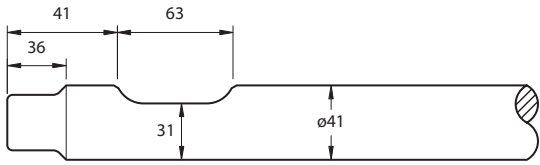
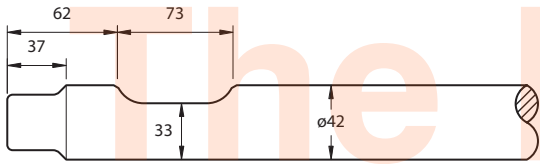
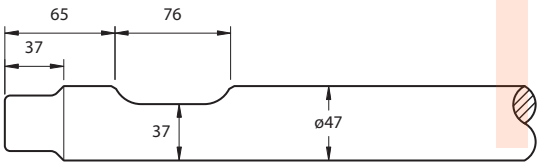
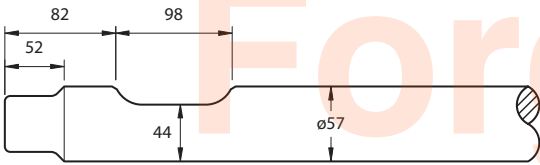
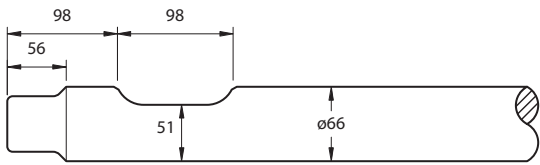
MSB

Figure No.		TYPE	LENGTH MM	CATALOGUE NUMBER	WEIGHT KGS
149	MSB MS500 Wimmer W-550	Point	1050	D505-1050P	64
		Chisel	1050	D505-1050C	64
					
150	MSB MS600 (New)	Point	1200	D507-1200P	111
		Chisel	1200	D507-1200C	111
		Blunt	1100	D507-1100B	102
					
151	MSB MS700 Wimmer W-770	Point	1200	D509-1200P	137
		Chisel	1200	D509-1200C	137
		Blunt	1100	D509-1100B	126
					
152	MSB MS800 Wimmer W-880	Point	1400	D511-1400P	206
		Chisel	1400	D511-1400C	206
		Blunt	1250	D511-1250B	184
					
153	MSB MS900 Wimmer W-990	Point	1450	D512-1450P	240
		Chisel	1450	D512-1450C	240
		Blunt	1300	D512-1300B	215
					

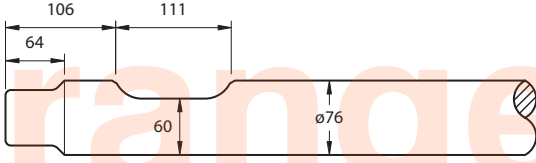
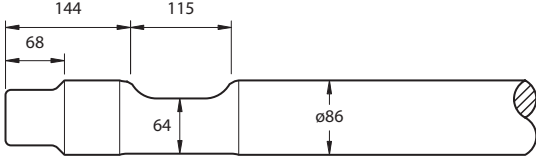
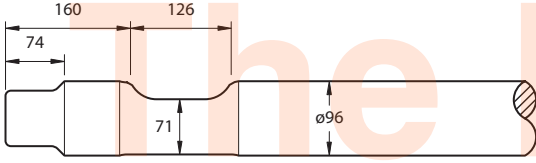
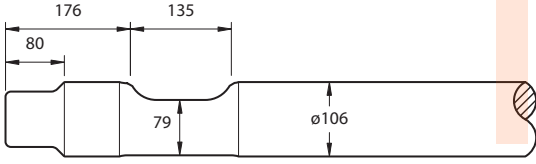
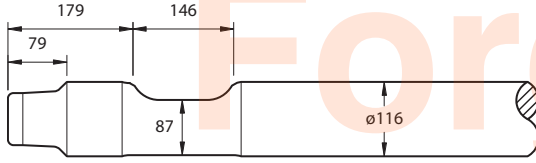
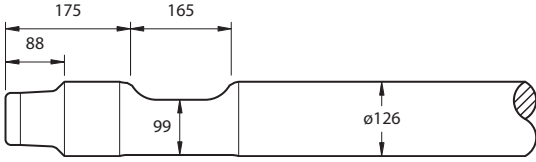
MSB

Figure No.		TYPE	LENGTH MM	CATALOGUE NUMBER	WEIGHT KGS
154	MSB Saga 1000 	Point	500	D513-0500P	6
		Chisel	500	D513-0500C	6
155	MSB Saga 1500 	Point	580	D514-0580P	11
		Chisel	580	D514-0580C	11
156	MSB Saga 2000 	Point	630	D515-0630P	15
		Chisel	630	D515-0630C	15

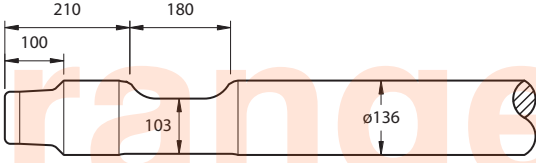
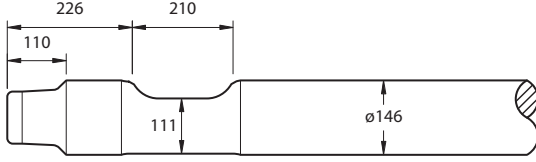
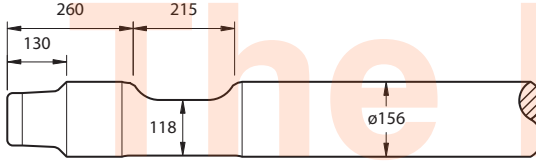
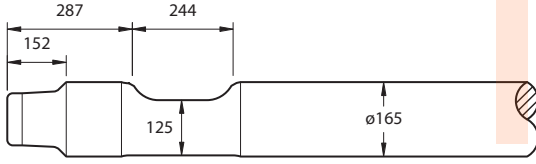
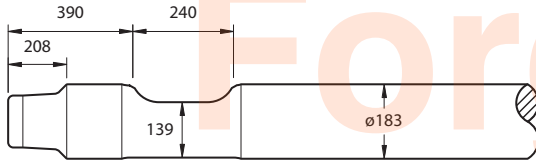
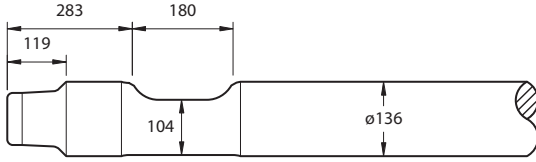
NPK

Figure No.		TYPE	LENGTH MM	CATALOGUE NUMBER	WEIGHT KGS
157	NPK E-102 	Point	390	D131-0390P	2
		Chisel	390	D131-0390C	2
158	NPK E-106 	Point	410	D134-0410P	4
		Chisel	410	D134-0410C	4
159	NPK E-200 	Point	500	D630-0500P	5
		Chisel	500	D630-0500C	5
160	NPK E-201 	Point	550	D631-0550P	6
		Chisel	550	D631-0550C	6
161	NPK E-202 	Point	650	D632-0650P	9
		Chisel	650	D632-0650C	9
162	NPK E-203 	Point	700	D633-0700P	17
		Chisel	700	D633-0700C	17

NPK

Figure No.		TYPE	LENGTH MM	CATALOGUE NUMBER	WEIGHT KGS
163	NPK E-204	Point	750	D634-0750P	22
		Chisel	750	D634-0750C	22
					
164	NPK E-205	Point	850	D635-0850P	31
		Chisel	850	D635-0850C	31
					
165	NPK E-206	Point	940	D638-0940P	49
		Chisel	940	D638-0940C	49
					
166	NPK E-207	Point	950	D636-0950P	63
		Chisel	950	D636-0950C	63
					
167	NPK E-208A	Point	1050	D637-1050P	81
		Chisel	1050	D637-1050C	81
					
168	NPK E-210	Point	1100	D135-1100P	93
		Chisel	1100	D135-1100C	93
					

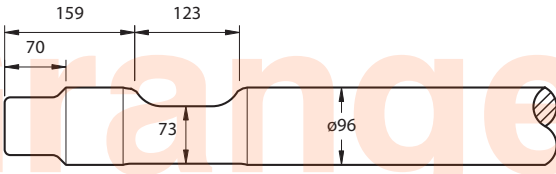
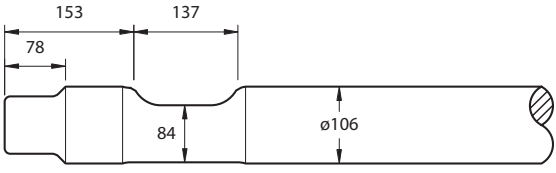
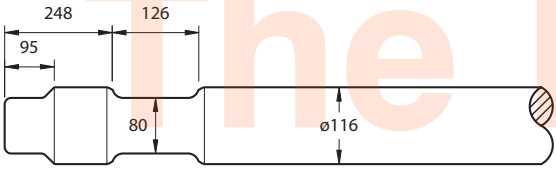
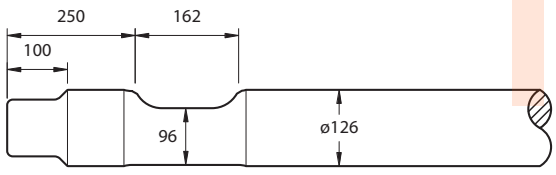
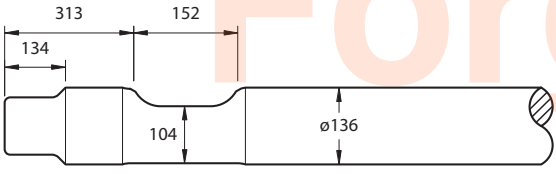
NPK

Figure No.		TYPE	LENGTH MM	CATALOGUE NUMBER	WEIGHT KGS
169	NPK E-213 	Point	1200	D126-1200P	121
		Chisel	1200	D126-1200C	121
		Blunt	1100	D126-1100B	111
170	NPK E-216 	Point	1300	D136-1300P	145
		Chisel	1300	D136-1300C	145
		Blunt	1150	D136-1150B	129
171	NPK E-220 	Point	1350	D127-1350P	183
		Chisel	1350	D127-1350C	183
		Blunt	1200	D127-1200B	163
172	NPK E-225 	Point	1525	D137-1525P	227
		Chisel	1525	D137-1525C	227
		Blunt	1350	D137-1350B	201
173	NPK E-240A 	Point	1700	D132-1700P	360
		Chisel	1700	D132-1700P	360
		Blunt	1500	D132-1500B	318
174	NPK GH10 	Point	1200	D639-1200P	115
		Chisel	1200	D639-1200C	115
		Blunt	1100	D639-1100B	105

NPK

Figure No.		TYPE	LENGTH MM	CATALOGUE NUMBER	WEIGHT KGS
175	NPK H-06X	Point	470	D101-0470P	4
		Chisel	470	D101-0470C	4
176	NPK H-08XA Arrowhead 2T	Point	480	D102-0480P	5
		Chisel	480	D102-0480C	5
177	NPK H-1XA	Point	580	D103-0580P	10
		Chisel	580	D103-0580C	10
178	NPK H-2XA/H-2XE Arrowhead 4T	Point	620	D104-0620P	15
		Chisel	620	D104-0620C	15
179	NPK H-3XA/H-3XE Arrowhead 6T	Point	710	D105-0710P	21
		Chisel	710	D105-0710C	21
180	NPK H-4X	Point	780	D106-0780P	32
		Chisel	780	D105-0780C	32

NPK

Figure No.		TYPE	LENGTH MM	CATALOGUE NUMBER	WEIGHT KGS
181	NPK H-6XA	Point	920	D109-0920P	48
		Chisel	920	D109-0920C	48
					
182	NPK H-7XA	Point	930	D110-0930P	57
		Chisel	930	D110-0930C	57
					
183	NPK H-8XA	Point	1015	D111-1015P	74
		Chisel	1015	D111-1015C	74
					
184	NPK H-10XB/H-10XE	Point	1100	D114-1100P	93
		Chisel	1100	D114-1100C	93
		Blunt	1000	D114-1000B	85
					
185	NPK H-12XE	Point	1200	D115-1200P	115
		Chisel	1200	D115-1200C	115
		Blunt	1100	D115-1100B	106
					

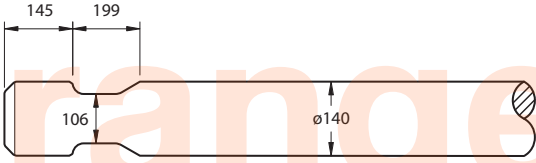
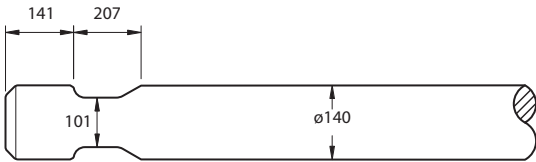
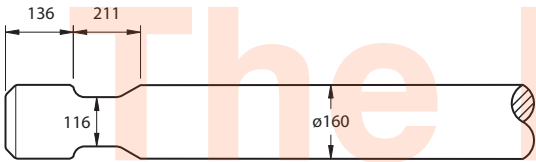
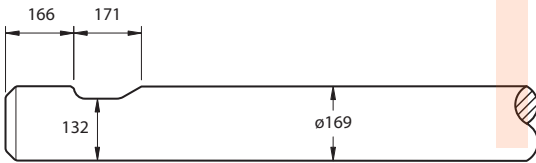

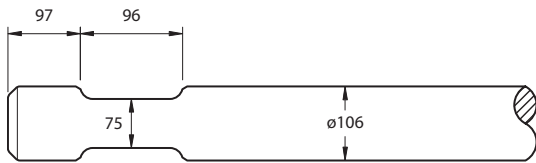
RAMMER

Figure No.		TYPE	LENGTH MM	CATALOGUE NUMBER	WEIGHT KGS
186	Rammer S18/ Piccolo Kubota KXB300/350, Volvo HB80	Point	400	D070-0400P	4
		Chisel	400	D070-0400C	4
187	Rammer S21 Caterpillar H45FT, Bobcat 1750, Case CB140, JCB HM160, Kubota KXB400/BTB400, O&K H32, Volvo HB130	Point	480	D071-0480P	5
		Point	560	D071-0560P	6
188	Rammer S22 Caterpillar H50FT, Case CB200, Kubota KXB450, O&K H45, Volvo HB200	Chisel	480	D071-0480C	5
		Chisel	560	D071-0560C	6
189	Rammer S23 Caterpillar H63/H63FT, Case CB370, JCB HM260, Kubota KXB500, O&K H65, Volvo HB300	Point	530	D091-0530P	8
		Point	600	D091-0600P	9
		Chisel	530	D091-0530C	8
		Chisel	600	D091-0600C	9
190	Rammer S25 Caterpillar H70/H70FT, Case CB620, JCB HM360, Kubota KXB600, O&K H85, Volvo HB440	Point	680	D073-0680P	15
		Point	780	D073-0780P	17
		Chisel	680	D073-0680C	15
		Chisel	780	D073-0780C	17
191	Rammer S26	Point	730	D075-0730P	20
		Point	830	D075-0830P	23
		Chisel	730	D075-0730C	20
		Chisel	830	D075-0830C	23
191	Rammer S26	Point	850	D076-0850P	35
		Chisel	850	D076-0850C	35

RAMMER

Figure No.		TYPE	LENGTH MM	CATALOGUE NUMBER	WEIGHT KGS
192	Rammer S27 Caterpillar H90/H90FT, Case CB735, JCB HM550, O&K H120, Volvo HB600	Point	840	D087-0840P	34
		Chisel	840	D087-0840C	34
193	Rammer S29 Caterpillar H100/H100FT, Case CB1150, JCB HM850, O&K H150, Volvo HB800	Point	900	D090-0900P	47
		Chisel	900	D090-0900C	47
194	Rammer S52	Point	900	D077-0900P	55
		Chisel	900	D077-0900C	55
195	Rammer S54	Point	1050	D078-1050P	80
		Chisel	1050	D078-1050C	80
196	Rammer S55/E66 Caterpillar H120s, Case CB2850, JCB HM1350, O&K H260	Point	1050	D079-1050P	80
		Point	1150	D079-1150C	88
		Chisel	1050	D079-1050C	80
		Chisel	1150	D079-1150C	88
		Blunt	950	D079-0950B	73
197	Rammer S56	Point	1100	D080-1100P	102
		Chisel	1100	D080-1100C	102
		Blunt	1000	D080-1000B	93

RAMMER

Figure No.		TYPE	LENGTH MM	CATALOGUE NUMBER	WEIGHT KGS
198	Rammer S82 	Point	1200	D081-1200P	137
		Chisel	1200	D081-1200C	137
		Blunt	1050	D081-1050B	122
199	Rammer S83 Caterpillar H140As 	Point	1200	D082-1200P	137
		Chisel	1200	D082-1200C	137
		Blunt	1050	D082-1050B	122
200	Rammer S84 Caterpillar H160As 	Point	1350	D084-1350P	195
		Chisel	1350	D084-1350C	195
		Blunt	1200	D084-1200B	173
201	Rammer S86 	Point	1450	D085-1450P	240
		Chisel	1450	D085-1450C	240
		Blunt	1300	D085-1300B	215
202	Rammer E63 JCB HM1150, Volvo HB1100 	Point	1000	D099-1000P	68
		Chisel	1000	D099-1000C	68
203	Rammer E64 Caterpillar H115s, Case CB1450, JCB HM1050, O&K H200 	Point	1050	D088-1050P	64
		Point	1150	D088-1150P	70
		Chisel	1050	D088-1050C	64
		Chisel	1150	D088-1150C	70

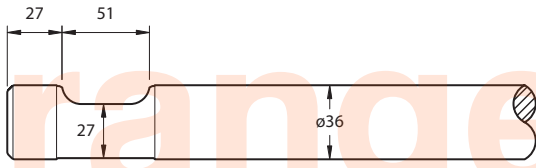
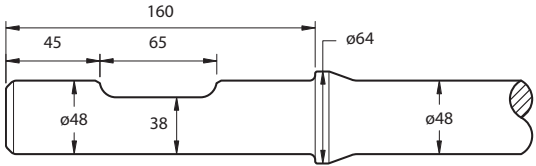
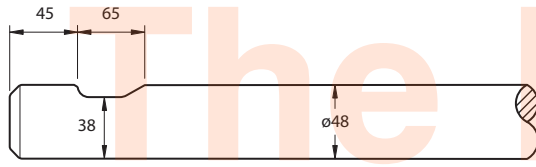
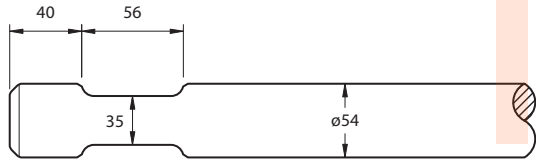
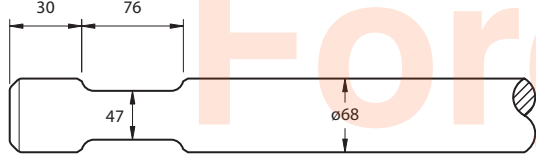
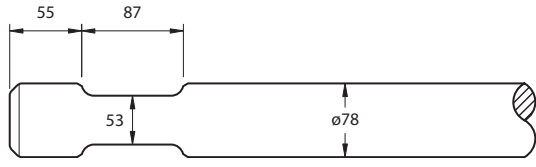
RAMMER

Figure No.		TYPE	LENGTH MM	CATALOGUE NUMBER	WEIGHT KGS
204	Rammer E65 JCB HM1450, Volvo HB1400	Point	1050	D095-1050P	80
		Chisel	1050	D095-1050C	80
		Blunt	850	D095-0850B	69
205	Rammer E66/S55 Caterpillar H120s, Case CB2850, JCB HM1350, O&K H260	Point	1050	D079-1050P	80
		Point	1150	D079-1150C	88
		Chisel	1050	D079-1050C	80
		Blunt	950	D079-0950B	73
206	Rammer E68 Caterpillar H130s, Case CB3750, JCB HM1750, O&K H310, Volvo HB1700	Point	1100	D086-1100P	102
		Point	1200	D086-1200P	111
		Chisel	1100	D086-1100C	102
		Blunt	900	D086-0900B	84
207	Rammer G80 Caterpillar H140Cs/140Ds, Case CB4000, JCB HM2350, O&K H380, Volvo HB2400	Point	1200	D092-1200P	137
		Chisel	1200	D092-1200C	137
		Blunt	1050	D092-1050B	122
208	Rammer G90 Caterpillar H160Cs/160Ds, Case CB5200, JCB HM2950, O&K H530, Volvo HB3200	Point	1400	D094-1400P	206
		Chisel	1400	D094-1400C	206
		Blunt	1250	D094-1250B	184
209	Rammer G100 Caterpillar H180s, JCB HM3850	Point	1450	D089-1450P	240
		Chisel	1450	D089-1450C	240
		Blunt	1300	D089-1300B	215

RAMMER

Figure No.		TYPE	LENGTH MM	CATALOGUE NUMBER	WEIGHT KGS	
210	Rammer G110 Caterpillar H180Ds, JCB HM3950, O&K H700, Volvo HB3800	Point	1450	D096-1450P	240	
		Chisel	1450	D096-1450C	240	
		Blunt	1300	D096-1300B	216	
211	Rammer G120 Caterpillar H195	Point	1500	D093-1500P	326	
		Chisel	1500	D093-1500C	326	
		Blunt	1350	D093-1350B	294	
212	Rammer G130	Point	1550	D097-1550P	340	
		Chisel	1550	D097-1550C	340	
		Blunt	1400	D097-1400B	308	
213	Rammer M14	Point	1100	D800-1100P	92	
		Chisel	1100	D800-1100C	92	
214	Rammer M18	Point	1200	D801-1200P	137	
		Chisel	1200	D801-1200C	137	
		Blunt	1100	D801-1100B	126	

ROTAIR

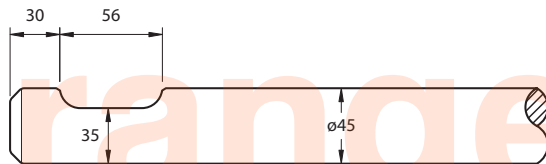
Figure No.		TYPE	LENGTH MM	CATALOGUE NUMBER	WEIGHT KGS
215	Rotair OL50 Furukawa F1/HB1G, Gehl G50S	Point	400	D138-0400P	2
		Chisel	400	D138-0400C	2
					
216	Rotair OL90 (With Collar) Pel-Job MH90, Omal 80S	Point	480	D468-0480P	5
		Chisel	480	D468-0480C	5
					
217	Rotair OL90/95 Pel-Job MH95, Gehl G95S	Point	480	D469-0480P	5
		Chisel	480	D469-0480C	5
					
218	Rotair OL130/160 Pel-Job MH130/160, Gehl G160S	Point	500	D470-0500P	7
		Chisel	500	D470-0500C	7
					
219	Rotair OL180/260 Pel-Job MH180/260, Gehl G260S	Point	550	D471-0550P	14
		Chisel	550	D471-0550C	14
					
220	Rotair OL250/330 Gehl G330S	Point	600	D472-0600P	19
		Chisel	600	D472-0600C	19
					

SOCOMEK

TYPE LENGTH
MM CATALOGUE
NUMBER WEIGHT
KGS

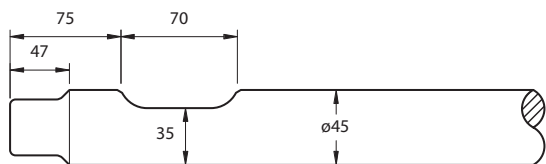
Figure
No.

221 Socomec DMS 50



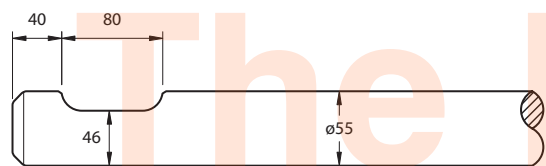
Point 350 D419-0350P 3
Chisel 350 D419-0350C 3

222 Socomec DMS 95



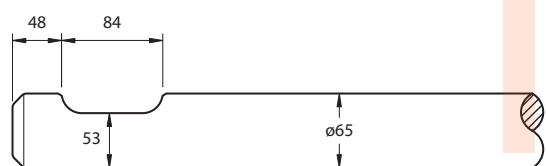
Point 480 D420-0480P 5
Chisel 480 D420-0480C 5

223 Socomec DMS 160



Point 570 D436-0570P 14
Chisel 570 D436-0570C 14

224 Socomec DMS 220



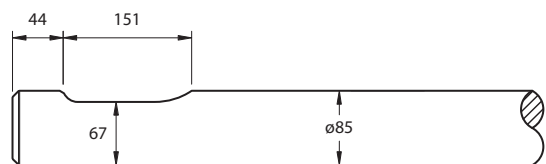
Point 600 D422-0600P 17
Chisel 600 D422-0600C 17

225 Socomec DMS 330



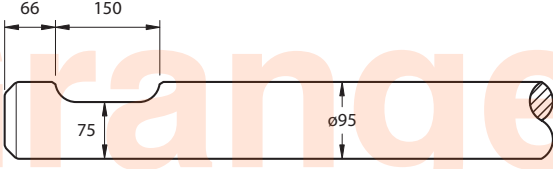
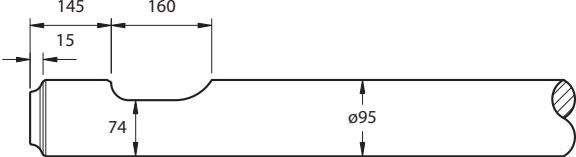
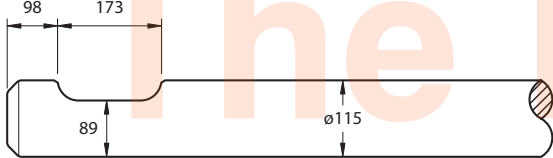
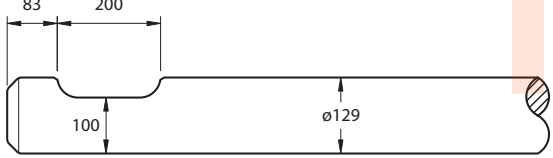
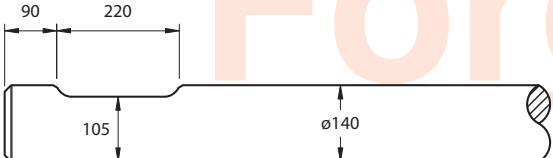
Point 700 D423-0700P 21
Chisel 700 D423-0700C 21

226 Socomec DMS 430



Point 780 D438-0780P 30
Chisel 780 D438-0780C 30

SOCOMEK

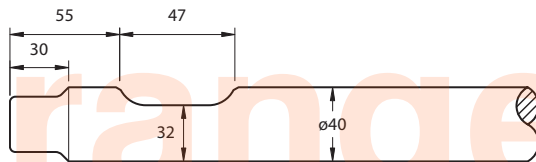
Figure No.		TYPE	LENGTH MM	CATALOGUE NUMBER	WEIGHT KGS
227	Socomec DMS 740	Point	900	D429-0900P	46
		Chisel	900	D429-0900C	46
					
228	Socomec MDO 550	Point	970	D427-0970P	50
		Chisel	970	D427-0970C	50
					
229	Socomec MDO 750	Point	1050	D428-1050P	80
		Chisel	1050	D428-1050C	80
					
230	Socomec MDO 1450	Point	1150	D431-1150P	107
		Chisel	1150	D431-1150C	107
		Blunt	1050	D431-1050B	98
					
231	Socomec MDO 1950	Point	1250	D432-1250P	142
		Chisel	1250	D432-1250C	142
		Blunt	1150	D432-1150B	131
					

SOOSAN

TYPE LENGTH
MM CATALOGUE
NUMBER WEIGHT
KGS

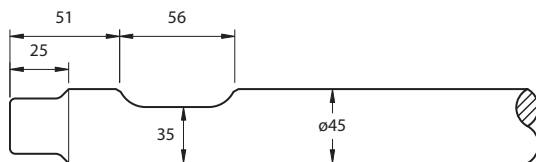
Figure
No.

232 Soosan SB10



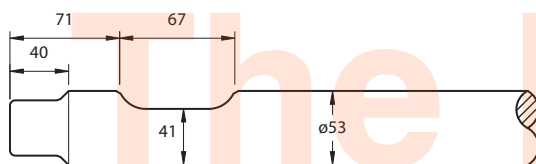
Point 450 D445-0450P 4
Chisel 450 D445-0450C 4

233 Soosan SB20



Point 500 D447-0500P 5
Chisel 500 D447-0500C 5

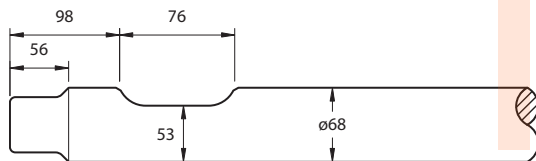
234 Soosan SB30



Point 570 D448-0570P 8
Chisel 570 D448-0570C 8

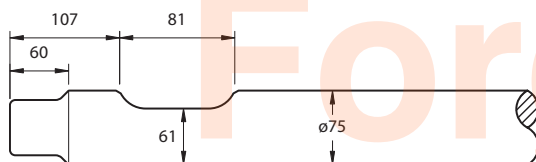
235 Soosan SB40

Stanley MB506



Point 710 D450-0710P 20
Chisel 710 D450-0710C 20

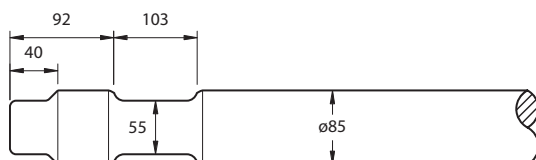
236 Soosan SB43



Point 800 D446-0800P 24
Chisel 800 D446-0800C 24

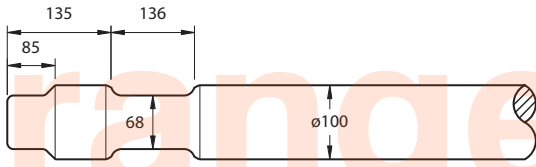
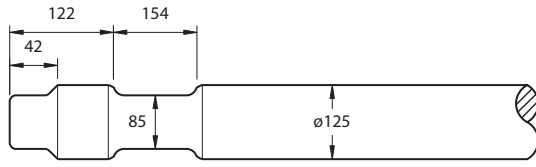
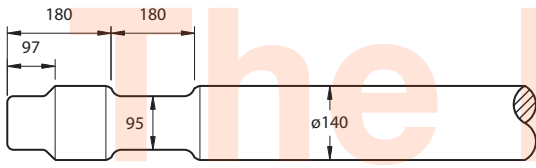
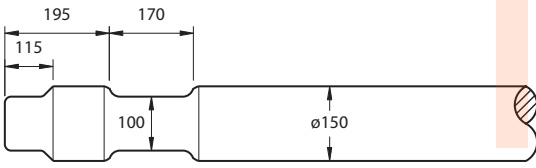
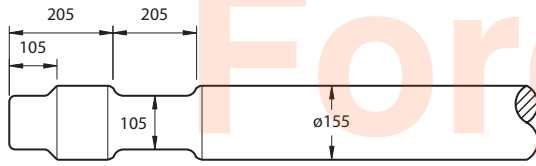
237 Soosan SB45

Stanley MB20EX



Point 850 D451-0850P 30
Chisel 850 D451-0850C 30

SOOSAN

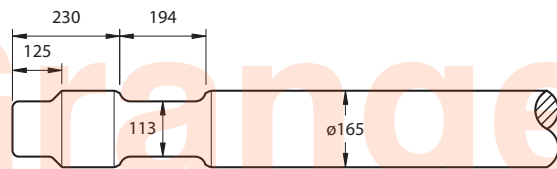
Figure No.		TYPE	LENGTH MM	CATALOGUE NUMBER	WEIGHT KGS
238	Soosan SB50 Stanley MB30EX 	Point	1000	D452-1000P	55
		Chisel	1000	D452-1000C	55
239	Soosan SB60 Stanley MB40EX 	Point	1050	D453-1050P	98
		Chisel	1050	D453-1050C	98
240	Soosan SB81 Stanley MB50EX 	Point	1200	D457-1200P	125
		Chisel	1200	D457-1200C	125
		Blunt	1100	D457-1100B	115
241	Soosan SB100 	Point	1300	D460-1300P	178
		Chisel	1300	D460-1300C	178
		Blunt	1200	D460-1200B	165
242	Soosan SB121 Stanley MB70EX 	Point	1300	D458-1300P	190
		Chisel	1300	D458-1300C	190
		Blunt	1200	D458-1200B	176

SOOSAN

Figure No.	TYPE	LENGTH MM	CATALOGUE NUMBER	WEIGHT KGS
------------	------	-----------	------------------	------------

243 Soosan SB130/140

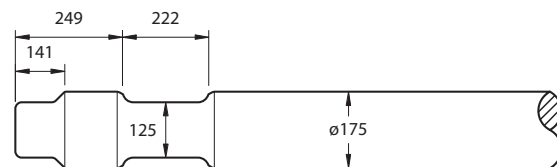
Stanley MB80EX



Point	1400	D449-1400P	208
Chisel	1400	D449-1400C	208
Blunt	1250	D449-1250B	186

244 Soosan SB151

Stanley MB100EX



Point	1600	D459-1600P	300
Chisel	1600	D459-1600C	300
Blunt	1450	D459-1450B	272

The Force
In
Forging

TOKU

Figure No.		TYPE	LENGTH MM	CATALOGUE NUMBER	WEIGHT KGS
245	Toku TNB-08E/1M Teledyne TB100	Point	470	D851-0470P	5
		Chisel	470	D851-0470C	5
246	Toku TNB-1E/2M Drago DRH80, Teledyne TB120/125	Point	500	D366-0500P	7
		Chisel	500	D366-0500C	7
247	Toku TNB-2E/3M Drago DRH120, Teledyne TB180/225	Point	650	D367-0650P	13
		Chisel	650	D367-0650C	13
248	Toku TNB-3E/4M Drago DRH150, Teledyne TB275	Point	700	D373-0700P	16
		Chisel	700	D373-0700C	16
249	Toku TNB-4E/5M Drago DRH180, Teledyne TB220/325	Point	650	D368-0650P	19
		Chisel	650	D368-0650C	19
250	Toku TNB-6E/7M Drago DRH 280, Teledyne TB400/425/625	Point	760	D369-0760P	39
		Chisel	760	D369-0760C	39

TOKU

Figure No.		TYPE	LENGTH MM	CATALOGUE NUMBER	WEIGHT KGS
251	Toku TNB-7E/10E Drago DRH650S/900, Teledyne TB700/725/750/825	Point	950	D370-0950P	72
		Point	1000	D370-1000P	76
		Chisel	950	D370-0950C	72
		Chisel	1000	D370-1000C	76
252	Toku TNB-14E/16E Drago DRH1150S/1600S, Teledyne TB900/925/975/1000/1025	Point	1150	D371-1150P	115
		Chisel	1150	D371-1150C	115
		Blunt	1050	D371-1050B	105
253	Toku TNB-22E/23E Drago DRH1900, Teledyne TB1300/1425	Point	1300	D371-1300P	145
		Chisel	1300	D371-1300C	145
		Blunt	1150	D371-1150B	129
254	Toku TNB-30E/31E Teledyne TB1825/2075	Point	1500	D374-1500P	217
		Chisel	1500	D374-1500C	217
		Blunt	1350	D374-1350B	196
255	Toku TNB-100 Teledyne TB830	Point	1050	D852-1050P	80
		Chisel	1050	D852-1050C	80

TOKU

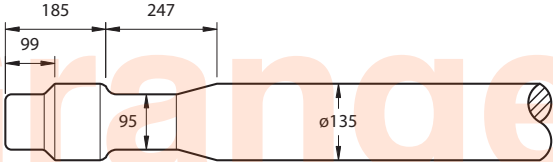
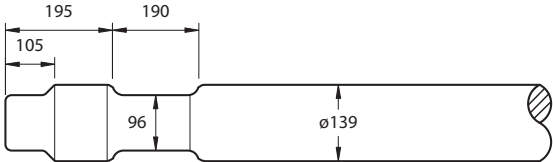
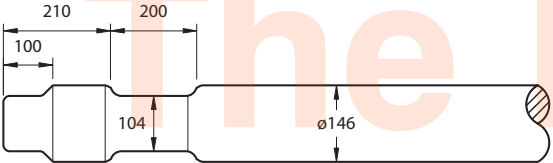
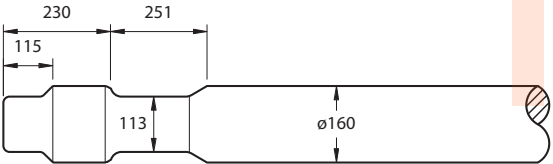
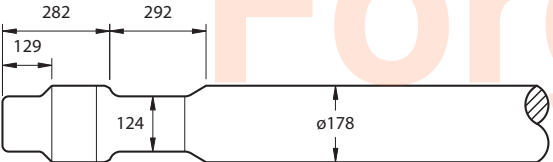
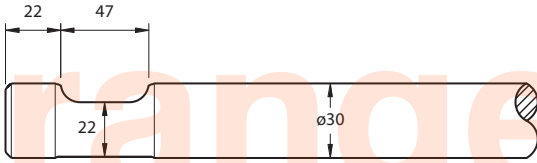
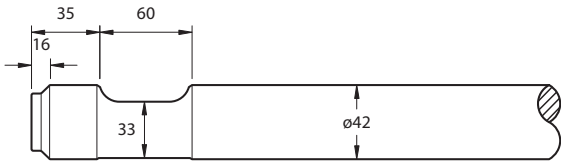
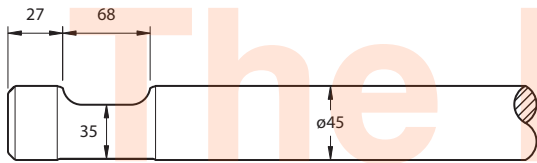
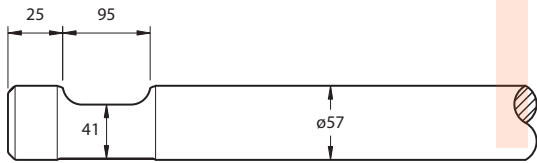
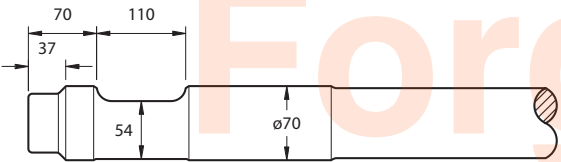
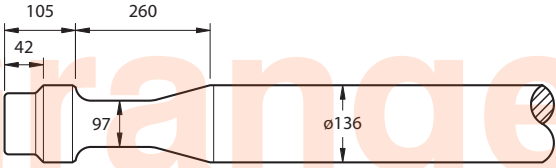
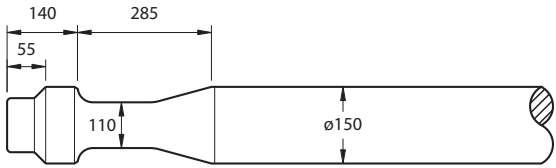
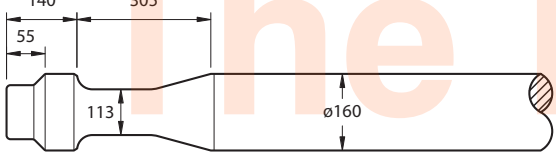
Figure No.		TYPE	LENGTH MM	CATALOGUE NUMBER	WEIGHT KGS
256	Toku TNB-150 Teledyne TB 980 	Point	1180	D853-1180P	118
		Point	1270	D853-1270P	118
		Chisel	1180	D853-1180C	127
		Chisel	1270	D853-1270C	127
		Blunt	1100	D853-1100B	110
257	Toku TNB-190 	Point	1200	D854-1200P	137
		Chisel	1200	D854-1200C	137
		Blunt	1100	D854-1100B	126
258	Toku TNB-230 Teledyne TB1680 	Point	1220	D855-1220P	151
		Chisel	1220	D855-1220C	151
		Blunt	1100	D855-1100B	136
259	Toku TNB-310 Teledyne TB 2080 	Point	1350	D856-1350P	212
		Chisel	1350	D856-1350C	212
		Blunt	1200	D856-1200B	189
260	Toku TNB-400 Teledyne TB 2580 	Point	1550	D858-1550P	310
		Chisel	1550	D858-1550C	310
		Blunt	1400	D858-1400B	378

Figure No.		TYPE	LENGTH MM	CATALOGUE NUMBER	WEIGHT KGS
261	Toyo THBB31 Dehaco DHB35, JKHB31, Takeuchi TKB31	Point	350	D480-0350P	2
		Chisel	350	D480-0350C	2
					
262	Toyo THBB51 Dehaco DHB55, JKHB51, Takeuchi TKB51	Point	400	D481-0400P	4
		Chisel	400	D481-0400C	4
					
263	Toyo THBB71 Dehaco DHB75, JKHB71, Takeuchi TKB71	Point	450	D482-0450P	5
		Chisel	450	D482-0450C	5
					
264	Toyo THBB101 Dehaco DHB165, JKHB101, Takeuchi TKB101	Point	550	D483-0550P	10
		Chisel	550	D483-0550C	10
					
265	Toyo THBB201 Takeuchi TKB201	Point	700	D492-0700P	19
		Chisel	700	D492-0700C	19
					

TOYO

Figure No.		TYPE	LENGTH MM	CATALOGUE NUMBER	WEIGHT KGS
266	Toyo THBB301 Dehaco DHB305, JKHB301, Takeuchi TKB301	Point	750	D484-0750P	21
		Chisel	750	D484-0750C	21
267	Toyo THBB401 Dehaco DHB405, JKHB401, Takeuchi TKB 401	Point	900	D485-0900P	30
		Chisel	900	D485-0900C	30
268	Toyo THBB801 Dehaco DHB805, JKHB801, Takeuchi TKB801	Point	960	D486-0960P	53
		Chisel	960	D486-0960C	53
269	Toyo THBB1101 Dehaco DHB1250, JKHB1101, Takeuchi TKB1101	Point	1050	D487-1050P	91
		Chisel	1050	D487-1050C	91
270	Toyo THBB1401 Dehaco DHB1305, JKHB 1401, Takeuchi TKB1401	Point	1050	D488-1050P	101
		Chisel	1050	D488-1050C	101

TOYO

Figure No.		TYPE	LENGTH MM	CATALOGUE NUMBER	WEIGHT KGS
271	Toyo THBB1600 Dehaco DHB1605 (1405), JKHB1600, Takeuchi TKB1600 	Point	1120	D489-1120P	115
		Chisel	1120	D489-1120C	115
		Blunt	1020	D489-1020B	105
272	Toyo THBB2000 Dehaco DHB2305, JKHB2000, Takeuchi TKB2000 	Point	1250	D490-1250P	173
		Chisel	1250	D490-1250C	173
		Blunt	1150	D490-1150B	160
273	Toyo THBB3000 Dehaco DHB3205 (4105), JKHB3000, Takeuchi TKB3000 	Point	1400	D491-1400P	220
		Chisel	1400	D491-1400C	220
		Blunt	1250	D491-1250B	197

In
Forging

Warranty Guide

The purpose of this guide is to provide advice on the correct application of Demolition Tools and assist in analysing and resolving any complaints immediately they occur.

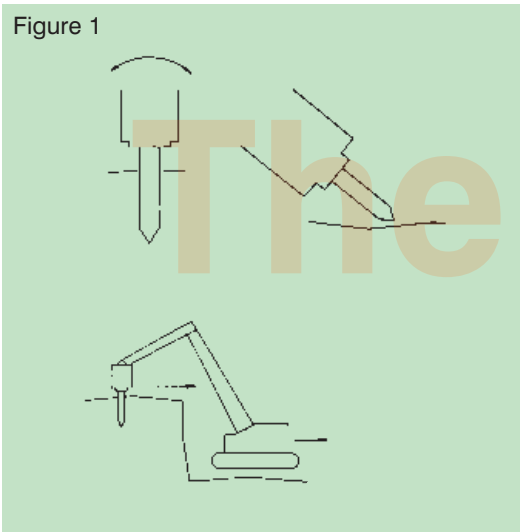
Cause and Effect of Fatigue Failures

The continuous cycle of compressive and tensile stresses in a Demolition Tool, even under correct operating conditions, creates fatigue stress in the tool which can lead to fatigue failure of the tool before it is worn out. Anything which interferes with the normal operational cycle of compressive and tensile stresses will increase the level of fatigue stress being applied to the tool, increasing the risk of early fatigue failure.

1) Leverage/Bending

The main cause of increased fatigue stress in a demolition tool is any form of side pressure during service which creates bending. Utilising the tool as a lever, using the incorrect driving angle or attempting to break ground using the "pull" of the machine are all detrimental to the life of a demolition tool and should be avoided (see Figure 1).

Figure 1



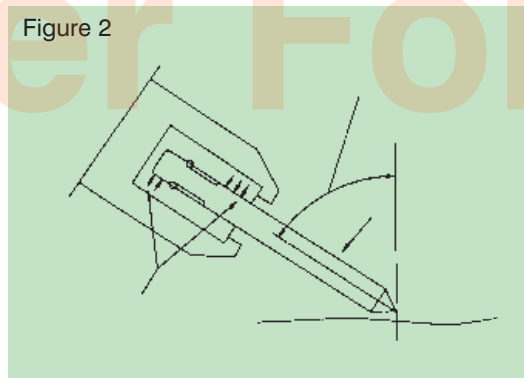
2) "Free Running"/"Blank Firing"

This can arise in any situation where the working end is not in proper contact with the material to be broken. This includes jobs where the tool slides off the work and also when break-through of thin concrete slabs or boulders occurs. It is essential that the tool is applied at a right-angle to the working surface at all times.

3) Lubrication

Regular lubrication is essential. Any form of damage to the surface of a demolition tool renders it more liable to suffer fatigue failure. Care must be taken to prevent accidental gouging or contact welding ("galling" or "pick-up") due to contact between the tool and chuck bushings either through lack of lubrication or excessive leverage (see Figure 2).

Figure 2



4) Cold/Corrosion

Low temperature causes a Demolition Tool to be more susceptible to fatigue failure. Tools should be kept sheltered from the weather when not in use. A rusty Demolition Tool is more likely to suffer fatigue failure, so tools should be kept well greased.

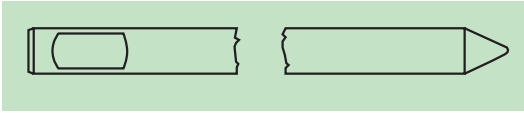
5) Worn Internal Hammer Parts

Worn hammer parts can cause the tool to be held too "loosely". This can create surface damage on the tool, which can lead to fatigue failure of the tool. Worn parts can also cause uneven striking on the tool, which may lead to fatigue failure of the tool and damage to the piston.

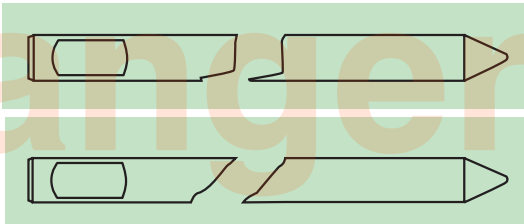
continued on next page

6) Typical Failures (Guide to Warranty Claims)

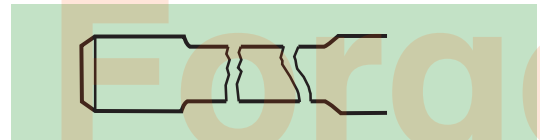
Our Demolition Tools are manufactured from first class materials and then heat-treated to produce tools with optimum fatigue and wear resistance. When a tool has apparently failed to give satisfactory service life, a brief visual inspection can often give a quick indication of the cause.



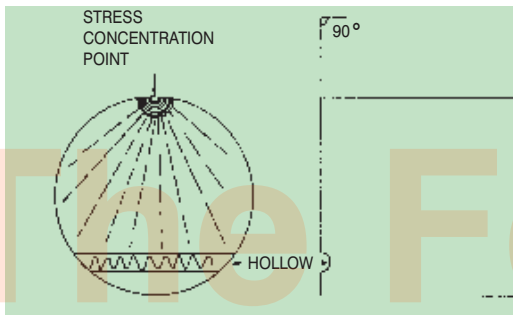
a) Typical fractures caused by excessive bending/leverage of the demolition tool. Warranty claims rejected.



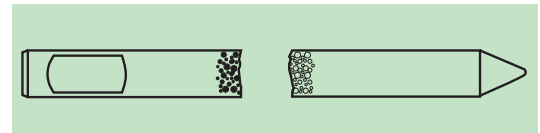
d) Typical fractures caused by blank firing and/or excessive chuck bush wear/damage. Warranty claims rejected.



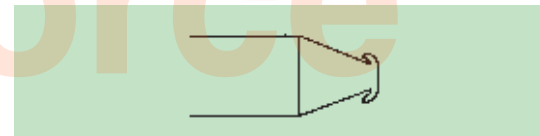
e) Typical fractures caused by blank firing and/or twisting of the tool due to worn/damaged retainer pin. Warranty claims rejected.



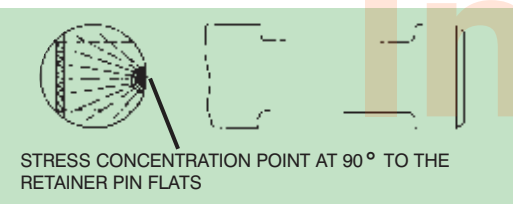
b) Typical of high stress fracture, usually caused by using the tool as an anchor to "pull" the machine. Warranty claims rejected



f) Typical fracture caused by lack of lubrication and/or chuck bush wear/damage. Warranty claims rejected.



g) Mushrooming: this is caused by driving the chisel or point into hard dense material for too long a period of time without penetration. This generates intense heat, softening the point and causing it to "mushroom". This is not a manufacturing fault. Warranty claims rejected.



c) Typical fracture caused by levering tool whilst buried in the burden. Warranty claims rejected.



h) Note fatigue lines originate from the internal point, not outer diameter. Very rare failure type due to steel defect. 100% warranty accepted.