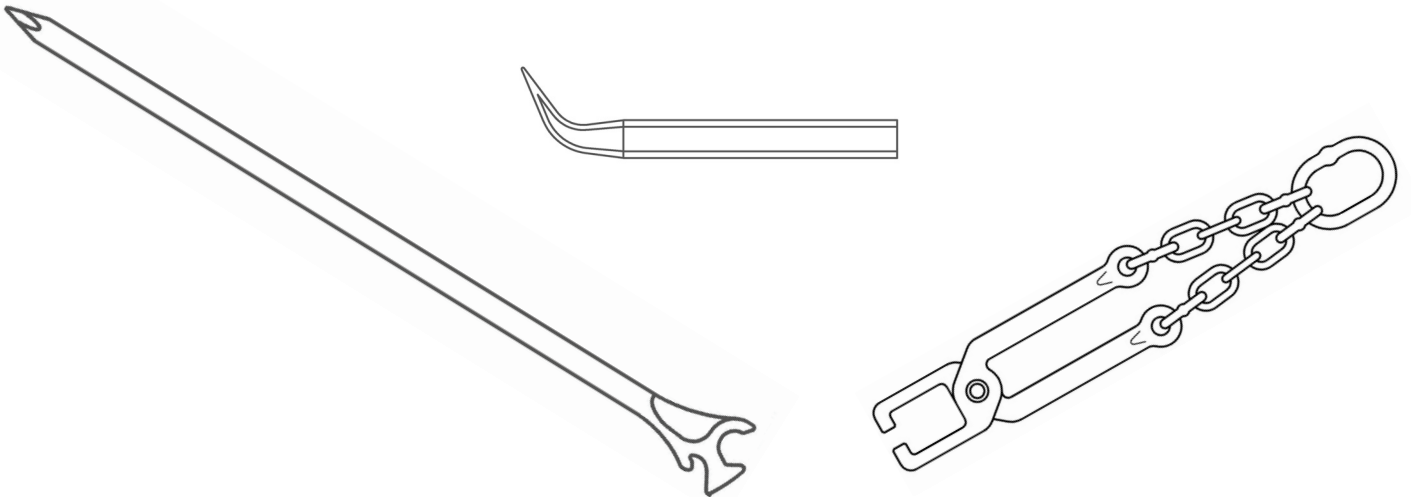




Locomotive And Perway Tools



10 Samantha Pl Smeaton Grange NSW 2567

PO Box 210 Picton NSW 2571

Phone: 1300 768 716

Fax: (02) 4647 6394

Email: info@grangerforge.com.au

Web: www.grangerforge.com.au



This catalogue presents a selection of the Granger Forge range of Locomotive and Permanent Way tools which have been developed for a wide range of applications including rail infrastructure and general maintenance work.

Granger Forge has over 30 years experience in the manufacture and distribution of quality Locomotive and Permanent Way tools .

Our products are designed and made in Australia from quality steel, and are used by Rail Corp and major construction companies.

They can be made to order in sizes and shapes other than those shown in this catalogue, and can be heat treated and coated to your specifications

Call us for all your Locomotive and Permanent Way tool requirements.

Phone: 1300 768 716
Fax: (02) 4647 6394

PERWAY TOOLS



BARS

	Bars can be heat treated or made to sizes and shapes other than shown.	D	L	W	Product Number
CROW BAR	<p>Available in round or hexagonal shaft</p>	27mm 33mm	1675mm 1800mm	50mm 50mm	HTBCW27 HTBCW33
SPUD (FENCING) BAR	<p>Available in round or hexagonal shaft</p>	27mm 30mm	1800mm 1800mm	50mm 50mm	HTBSP27 HTBSP30
LOADED SPUD BAR		27mm 27mm	1800mm 1800mm	FORGED WELDED	HTBLS18 HTBLS18W
PINCH BAR		30mm	1800mm		HTBPN
SAFE BAR		25mm 28mm	950mm 1460mm	W1 40mm W2 32mm W1 46mm W2 40mm	HTBSF25 HTBSF28
TOMMY BAR		22mm	900mm	W1 41mm W2 31mm	LRTOMB
FORMWORK BAR		27mm	1000mm	W1 45mm W2 45mm	HTBFW27

PERWAY TOOLS



BARS

	Bars can be heat treated or made to sizes and shapes other than shown.	D	L		Product Number
RAIL TURNING BAR		33mm	1425mm	RAIL SIZE 53Kg	LRTB53
		33mm	1425mm	60Kg	LRTB60
WONDER BAR		33mm	1830mm		LRWB
CLAW BAR		30mm	1690mm		PLCB
STEEL SLEEPER BAR			1676mm		LRSSB
PODGER BAR		16mm 20mm 20mm	450mm 600mm 900mm		HTBPB45 HTBPB60 HTBPB90
PODGER CURVED			216mm		LRPC
CLIP LEVER BAR		30mm	1150mm		LRLB

PERWAY TOOLS



BARS, WEDGES

			Product Number
CLAW BAR		167mm	PLCB
XPT LEVER BAR		1200mm	LRPBXPT
CLAW WEDGE		260x85x55mm	PLCW
DRAW WEDGE		280x50x50mm 280x80x80mm	PLDWS50 PLDWS80
GIB HEAD WEDGE		235x60x25mm	PLGHW
WELDERS WEDGE		235x25x25mm	PLWW

PERWAY TOOLS



PUNCHES, BRAKE TOOLS

		L	Product Number
CENTRE PUNCH		210mm	LRCP
PIN PUNCH WIRE HANDLE		44mm 75mm 160mm	LRPP45 LRPP75 LRPP160
PIN PUNCH EYED		360mm	LRPPE
PIN PUNCH ROUND		170mm	LRPPR
BRAKE SHOE BAR		OVAL ROUND	LRBSBO LRBSBR
SPLIT PIN EXTRACTOR TOOL		SHORT LONG	LRCPTS LRCPTL
BRAKE BLOCK KEY			LRBBK


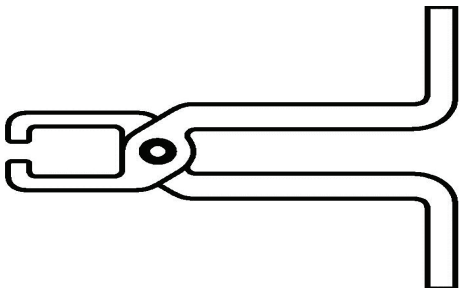
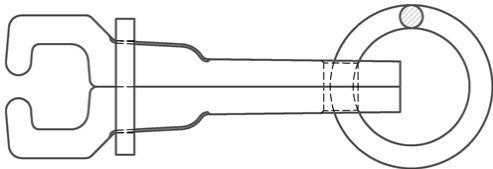
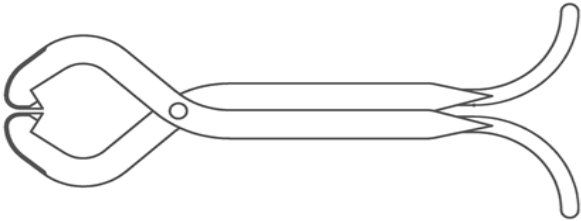
PERWAY TOOLS



HAMMERS

		Product Number
<p>BEATER PICK</p>		<p>PLBP</p>
<p>CURVED SPIKING HAMMER</p>		<p>PLSHC</p>
<p>SPIKING HAMMER</p>		<p>PLSH</p>
<p>HOT SET ALUMINO- THERMIC</p>		<p>PLSHA</p>

LIFTING

			Product Number
<p>RAIL TONG TYPE 107</p>			<p>PLRT107</p>
<p>RAIL TONG SCISSOR</p>			<p>PLRTS</p>
<p>RAIL TONG TYPE 2609</p>			<p>PLRT2609</p>
<p>SLEEPER TONGS</p>			<p>PLST</p>